

# CAMEC PREMIUM CARAVAN COVERS

**4 YEAR WARRANTY**

**Congratulations on purchasing a Camec Premium Caravan cover. These covers are designed to provide foremost protection against the harsh Australian conditions whilst also protecting against tree sap, pollutants, dust and animal droppings.**

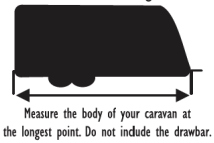
The Camec premium range of RV covers provide universal fitment for a range of RV sizes. It is recommended you measure your RV to ensure you have purchased the correct size of cover. the cover may be damaged as a result of improper sizing.

**Note:** Extrusions underneath and around your RV can be sharp and may damage your cover. Before installing the cover, Camec Suggests you cover all sharp corners with a cloth tape, or similar tape to protect your cover against tearing. Satellite dishes, air conditioners, antennas and awnings can also have sharp edges. Camec RV covers are manufactured with reinforced skirting to protect against tearing from sharp corners, but taking a few minutes to protect the corners will keep your Camec RV usable for years to come.

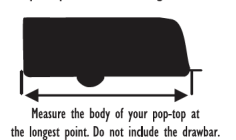
**Fitting:** Camec RV covers are easy to install and can be fitted in a short time. Zippered side panels provide easy access to the RV plus a water resistant roof section protects against rain. Water resistant, breathable side panels allow the cover to breath and moisture to evaporate. Eyelets sewn into the him allows the side panels to be converted into a handy sun awning, plus 2 dual clips nylon straps attached to both the front and the rear of the reinforced skirt ensures the cover is securely fastened for all conditions.



Caravan Cover Measuring Guide



Pop- Top Cover Measuring Guide



FRONT AND REAR ADJUSTABLE NYLON STRAPS



WHITE WATERPROOF ROOF MATERIAL



UV PROTECTED



VENTILATION FLAPS



4 LAYER POLYPROPYLENE BREATHABLE SIDES



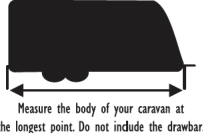
DOUBLE STITCHED REINFORCED REFLECTIVE CORNERS



# CAMEC PREMIUM CARAVAN COVERS

4 YEAR WARRANTY

Caravan Cover Measuring Guide



Measure the body of your caravan at the longest point. Do not include the drawbar.

Pop- Top Cover Measuring Guide



Measure the body of your pop-top at the longest point. Do not include the drawbar.

## DO NOT ATTEMPT TO FIT IN BAD WEATHER OR HEAVY WINDS.

1. Remove the cover from the box and lay on a flat, dry surface at the side of the RV (opposite to the main entry door). Locate the front of the cover (marked FRONT located above the skirt) and place in the direction towards the front of the RV.
2. Stretch the cover out and unzip the zippers at both ends of the cover so that you can flip the unzipped size panels onto the roof section so that the sides are completely open.
3. When installing the cover for the first time please take note of any fittings or edges on your RV that may damage the cover. Cover with tape or other protective material.
4. Using a step ladder, lift the cover over the top of the van and slowly pull over the roof area. The securing straps may also be used to pull the cover over the RV. Remember to be careful of objects that may damage the cover. If the cover does not slide freely, check that it is not caught on an edge.
5. Once the cover is over the roof of the RV, adjust the edges until it is sitting evenly, begin by securing the rear corners under the RV and making your way around to the front to do the same with the front corners.
6. When the cover is sitting evenly, zip up sides and secure into place by throwing the long straps (2 located at either side of the axles) underneath the RV and connecting with the short straps. Pull the straps firmly to hold cover in place. Do not over-tighten straps as it may cause undue tension on the seams.
7. At the front and rear of the cover are two quick-lock straps. Secure and tighten.

## WARRANTY

Your Camec Premium RV Cover comes with a 4 year limited warranty from date of purchase. The warranty guards against manufacturing defects in material and workmanship only. The warranty does not cover damage caused by abuse, extreme weather, accidents, faulty installation, improper maintenance or normal wear and tear. If you need to claim within the warranty period, you will need to provide evidence of date and place of purchase and we may at our discretion, repair your cover. If you have any questions relating to the product, we recommend you contact your nearest Camec Premium RV Cover dealer.