

## Case Dimensions

**36V 10AH**

**36V 15AH**

**36V 20AH**

**48V 15AH**

**48V 20AH**



Bracket mount slot

Bracket mount slot

Bracket mount slot

A4 Print: Print both pages at 100% size.

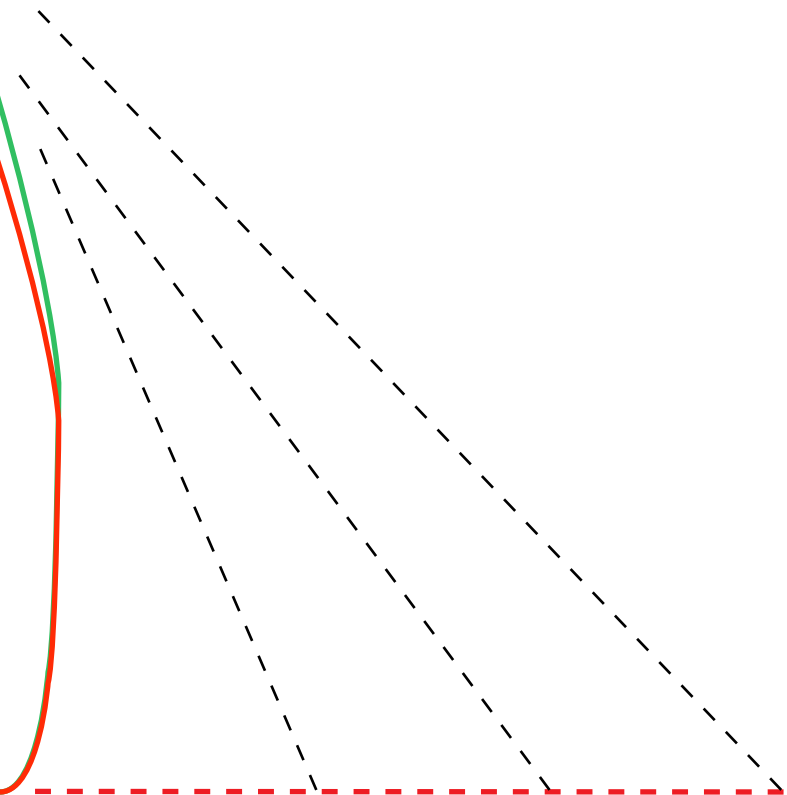
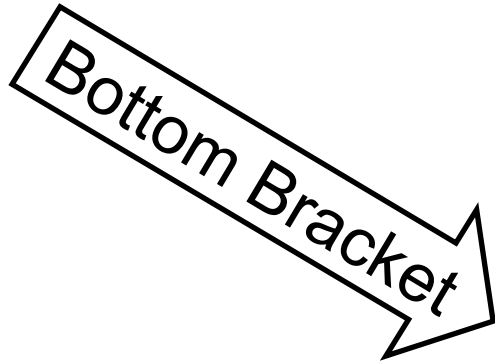

Do not use *scale to fit*, do not use *borderless* setting (some printers will enlarge the image if set to borderless).

Use vertical black alignment guides when joining sheets.

When printed and assembled, the square around the REV logo should be 110mm x 110mm, the battery cases should be 390mm wide. The green case should be 138mm high.

**bikes.com**

mount slot



This area represents the angle between the seat post tube and the diagonal down tube. It will vary between bike designs.

Size and cut to suit your bike!