

# LUCIDA<sup>®</sup>

SURFACES

*setting life's stage<sup>™</sup>*



**MaxCore<sup>™</sup>**  
**TERRA**

**MaxCore™**  
ULTRA

**MaxCore™**  
DECO

**MaxCore™**  
TERRA

**MaxCore™**  
MONO

**MaxCore™**  
PRO

A stage is as sound as its foundation, as strong as its core and as stylish as its surface.



### Urethane with Ceramic Bead Finish

2x-4x UV coat plus ceramic bead finish for super-max strength and quality.

4X

## EnCore™

EnCore™ Technology is a bespoke surface because a symphony is as memorable as its finish.



### Abrasion and Stain Resistant

20-28 MIL hardened vinyl wear layer provides excellent resistance to abrasive scuffs and stains.



### Decorative HD Film & Texture

High definition film prints create vivid, natural hardwood look. Matching texture contributes to abrasion resistance.

## CorePrit™

CorePrit™ Technology is a white limestone core essence that is the spine of our product.



### 100% Virgin Premium SPC

(Stone Polyvinyl Composite)  
100% phthalate-free extruded closed-cell core provides exceptional rigidity, dimensional stability, and anti-telegraphing performance.



### Unilin® Locking System


The industry's strongest and most innovative drop and lock system enables quick, easy, hassle-free installation.

**Anti-microbial.**




### IXPE Quiet sound reduction underlayment

Minimizes impact and transmitted sound, provides underfoot warmth and comfort.







# Drop & Lock Flooring

Experience the industry's strongest technology and easiest installation.



## Commercial Grade

Approved for all healthcare, institutional, and educational facilities.



## 100% Waterproof

Rigid Core Performance



## 25 Year Warranty

10 Years Commercial



CERTIFIED BY  
SCS Global Services





603 in Cream





# MaxCore™ TERRA

Building on the industry-leading MaxCore™ 3rd gen. platform, MaxCore™ TERRA large format tiles with an ultra high def print layer resemble real marble or stone tiles in size, shape, finish and feel.



MaxCore™  
TERRA





## Tiles

**Plank Size:** W: 12" x L: 24" x D: .23"

**Wear Layer:** 22 MIL

**Texture:** Smooth







## ◀ 601 | Lightstone

*A sunray's glint on the quarry.*




## 602 | Topaz

*Sparkling and rich, like the deep ocean.*



601



602






603



604



605

603 | Cream

*Smooth, classic, quiet luxury.*





604 | Travertine

*An ancient story, retold.*



605 | Calacatta

*Marble, Italy, palatial, Michelangelo would approve.*





606 | Nero Marquina

*Counter culture but more cultured than most.*



607 | Gauged Slate

*The epitome of style, without trying.*






MaxCore™  
TERRA

Tiles




608 | Holland Gray


*A high-minded idea, concretized.*



606



607



608



# MaxCore™ TERRA

## Index

### TECHNICAL SPECIFICATIONS



100% Virgin Premium SPC  
(Stone Polymer Composite)



**Wear Layer**  
22 mil (.55 mm)



**System**  
Unilin Locking System



**IXPE Quiet sound reduction underlayment**  
Minimizes impact and transmitted sound,  
provides underfoot warmth and comfort.

Thickness Overall: 0.23" (6mm)  
Wear Layer: 0.55 mm (22mil)

Profile Micro-Bevel Edges

Type & Composition: 100% Virgin Premium SPC

Application: Residential & Commercial

Surface Treatment: 4x UV Coating, anti-microbial  
embedded with Ceramic bead Finish

Visual Repeat: Approx. every 1,200mm (39.37in)

Print Repeat: Approx. 1 plank in every 10 boxes

Backing: IXPE Moisture Resistant, Sound  
Reducing material

Warranty: 10 Year Limited Commercial  
25 Year Limited Residential

## Tiles



### Width

12" (305mm)

### Length

24" (610mm)

### Thickness


0.23" (6mm)

### Texture

Smooth



601 | Lightstone



602 | Topaz



603 | Cream



604 | Travertine



---

**Box**


8 16  
planks sq ft

**Pallet**


50 800  
boxes sq ft




605 | Calacatta



606 | Nero Marquina



607 | Gauged Slate



608 | Holland Gray



ITEM	SPECIFICATION
------	---------------

### TECHNICAL SPECIFICATIONS

Dimensions	Width: 12" (305mm) Length: 24" (610mm)
Thickness	Overall: 0.23" (6mm) Wear Layer: 0.55 mm (22mil)
Profile	Micro-Bevel Edges
Coverage	16 sq.ft (1.49 sq.m) per box, 800 sq. ft (74.3 sq.m) per pallet
Planks per Box	8 Planks
Boxes per Pallet	50 Boxes
Weight	34.3 lbs. (15.5 kg) per box, 1,715 lbs. (775 kg) per pallet
Composition	100% Virgin Premium SPC (Stone Polyvinyl Composite)
Type	Floating-floor with easy-install industry-leading UNilin™ Locking System
Application	Residential & Commercial
Surface Treatment	4x UV Coating, Anti-Microbial Embedded with Ceramic bead Finish
Visual Pattern Repeat	Approx. every 1,200mm (39.37in)
Print pattern repeat	Approx. 1 plank in every 10 cartons
Backing	Moisture Resistant
Warranty	10 Year Limited Commercial 25 Year Limited Residential

### PERFORMANCE

Classification	EN ISO 10582 Domestic Commercial Light Industrial	Heavy Class 23 Very Heavy Class 34 Heavy Class 43	Slip Resistance — Wet	Din 51130	Surpasses
Size & Straightness	EN 426	Passes	Chemical Resistance	EN 423	No Effect
Thickness	EN 428	Passes	Reaction To Fire	EN 13501-1	Bfl-S1 Classification
Dimensional Stability	EN 434	Surpasses	100% Phthlate Free		Yes
Flexibility	EN 435	Passes	100% Waterproof		Yes
Residual Stability	EN 433	Surpasses	Antimicrobial		Yes
Castor Chair	ISO 4918	Passes	Environmental Certification		Floorscore Certified
Color Fastness To Light	ISO 105-B02	Surpasses	Scratch/Abrasion		Excellent
Product-Content Safety	Reach Svhc 163	Passes	Slip Resistance		Class Ds
Formaldehyde Emission	EN 717-1	0 Mg/M	Iic (Impact Isolation Class)	Impact Sound Absorption	72 Db
Slip Resistance — Dry	EN 13893	Surpasses	STC (Sound Transmission Class) Traveling Sound Absorption		71 Db
			Use With Radiant Flooring		Recommended

