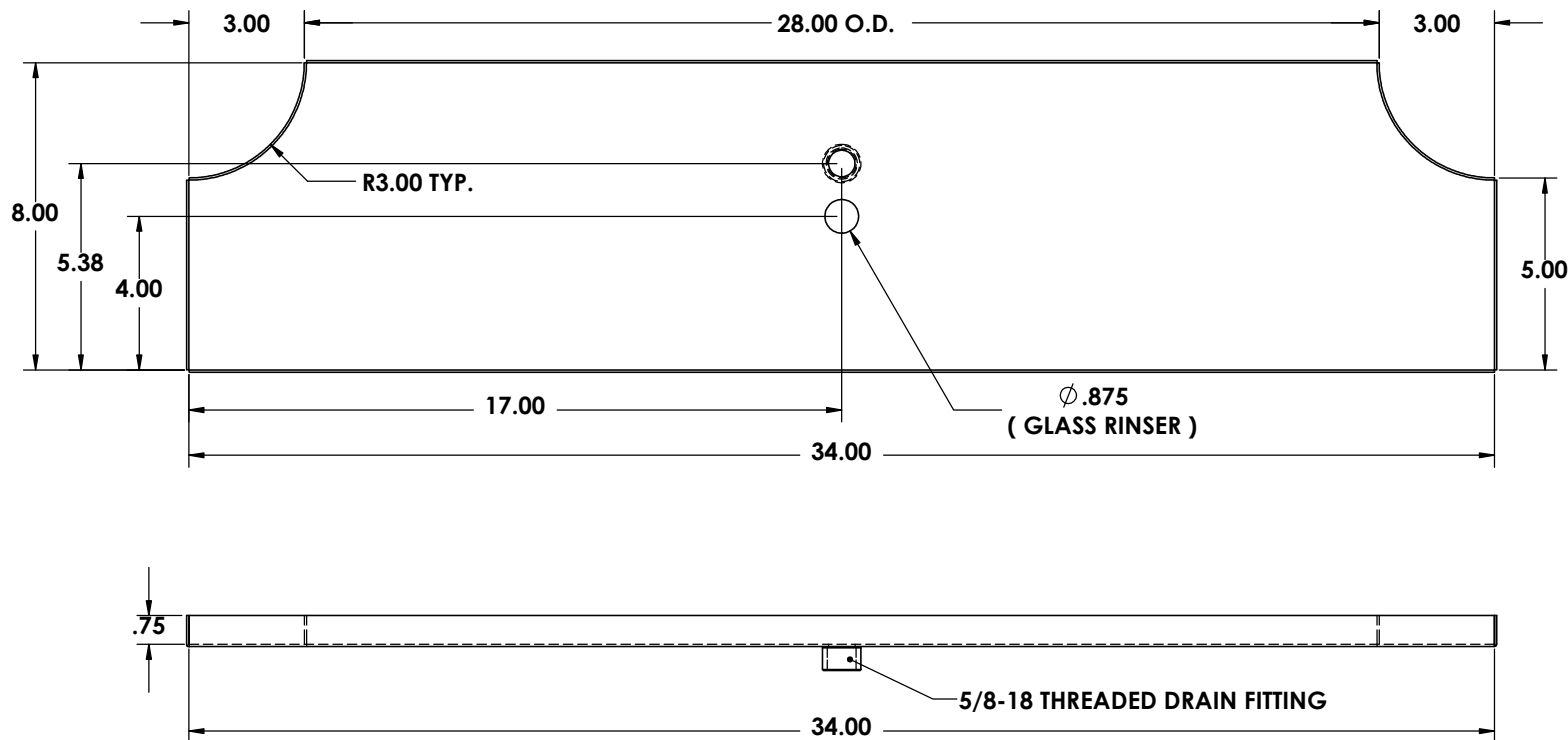
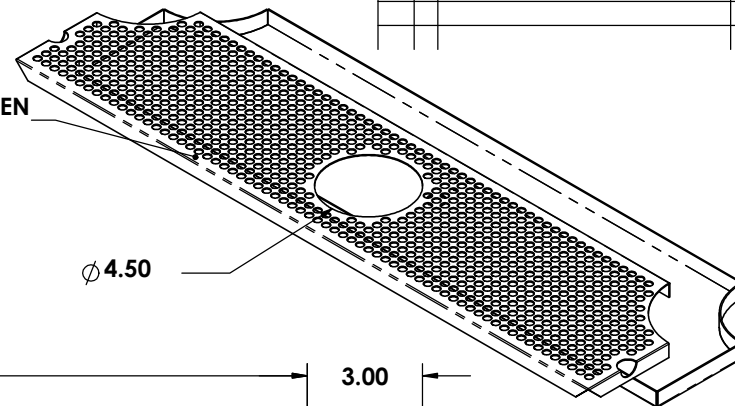


REV. NO.		REVISIONS	DATE	APPROVED
ZONE	REV.	DESCRIPTION		

PLEASE FILL IN CORRECT MEASUREMENTS WHERE NEEDED!

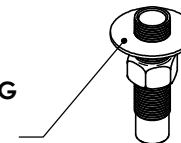


Please **Circle** the desired options Below:

ALL DIMENSIONS ARE INSIDE DIMENSIONS  
 UNLESS OTHERWISE NOTED

- MATERIAL :**
- 16 GAUGE STAINLESS STEEL
  - 16 GAUGE BRASS
- FINISHES :**
- #2B SATIN ON ALL TYPES
  - #4 BRUSHED ON ALL TYPES
  - #8 POLISHED ON ALL TYPES

5/8-18 X 3" LONG  
 BRASS DRAIN  
 W/HARDWARE



[www.acumetalfab.com](http://www.acumetalfab.com)

Proprietary and Confidential The Information contained in this drawing is the sole property of ACU Precision Sheet Metal. Any reproduction in part or as a whole without the written permission of ACU Precision Sheet Metal is Prohibited. ACU Precision Sheet Metal is: American Coffee Urn Manufacturing Co., Inc.		NAME	DATE	TITLE: <b>METRO PASS THROUGH                  SURFACE MOUNT W/ DRAIN                  &amp; GLASS RINSER (CUSTOM)</b>
	DRAWN	M. Johs	07/14	
	MATERIAL	SEE NOTES		
	FINISH	SEE NOTES	COMMENTS:	<b>AMERICAN COFFEE URN</b>
DO NOT SCALE DRAWING				