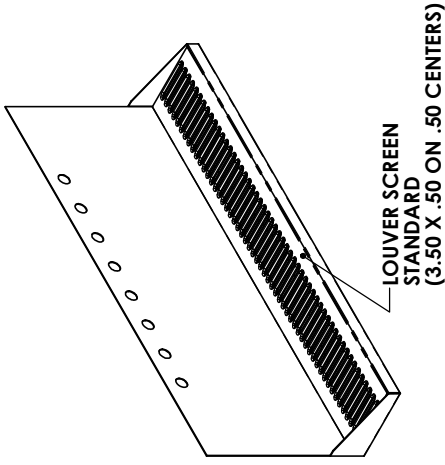
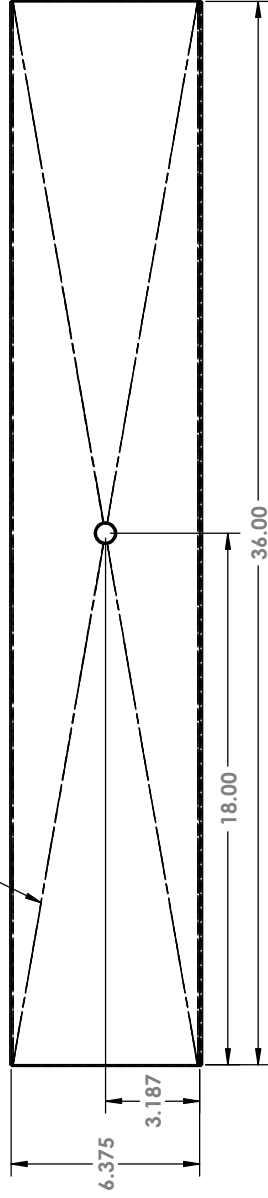


CHANGE DIMENSIONS AS NEEDED FOR CUSTOM TRAYS

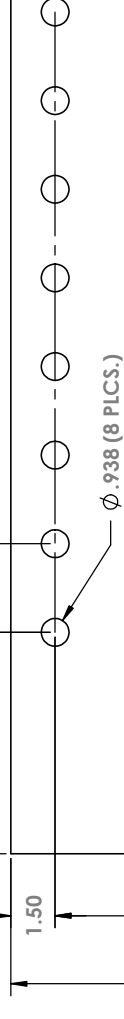
ZONE	REV	DESCRIPTION	DATE	APPROVED



CRISS-CROSS FORM FOR DRAINAGE



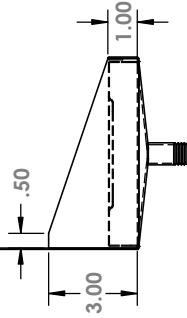
7.50 TYP. 3.00 EQUAL SPACES



HEMED FRONT EDGE

1/2" X 1 1/2" LONG NPT PIPE THREAD

1.39 O.D. REF.



ALL DIMENSIONS ARE INSIDE DIMENSIONS UNLESS OTHERWISE NOTED

MATERIAL: 16 GAUGE BRASS

FINISH: #8 POLISHED ON ALL TYPES



ACU#07403608D

PROPRIETARY AND CONFIDENTIAL  
 THE INFORMATION CONTAINED IN THIS DRAWING IS THE SOLE PROPERTY OF ACU PRECISION SHEET METAL. ANY REPRODUCTION IN PART OR AS A WHOLE WITHOUT THE WRITTEN PERMISSION OF ACU PRECISION SHEET METAL IS PROHIBITED.  
 ACU PRECISION SHEET METAL IS A DIVISION OF AMERICAN COFFEE URN MANUFACTURING CO., INC.

DRAWN	NAME	DATE	TITLE
MATERIAL	L. WILLIAMS	04/16	WM-D
FINISH	SEE NOTES	SEE NOTES	8 HOLE
COMMENTS:	SEE NOTES	SEE NOTES	36" WALL MOUNT TRAY W/DRAIN

AMERICAN COFFEE URN