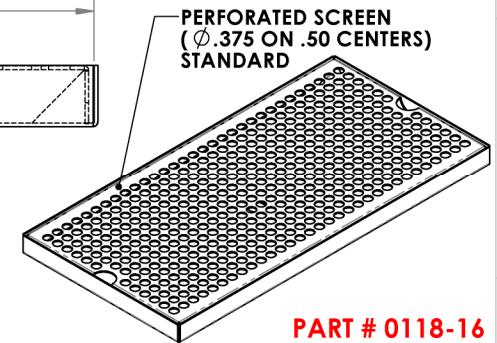
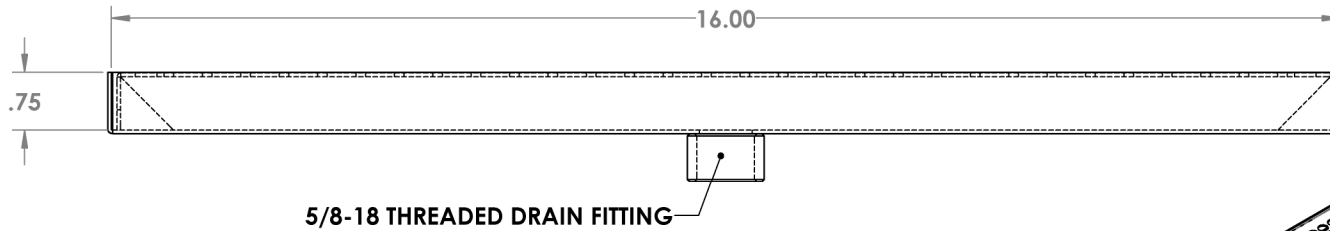
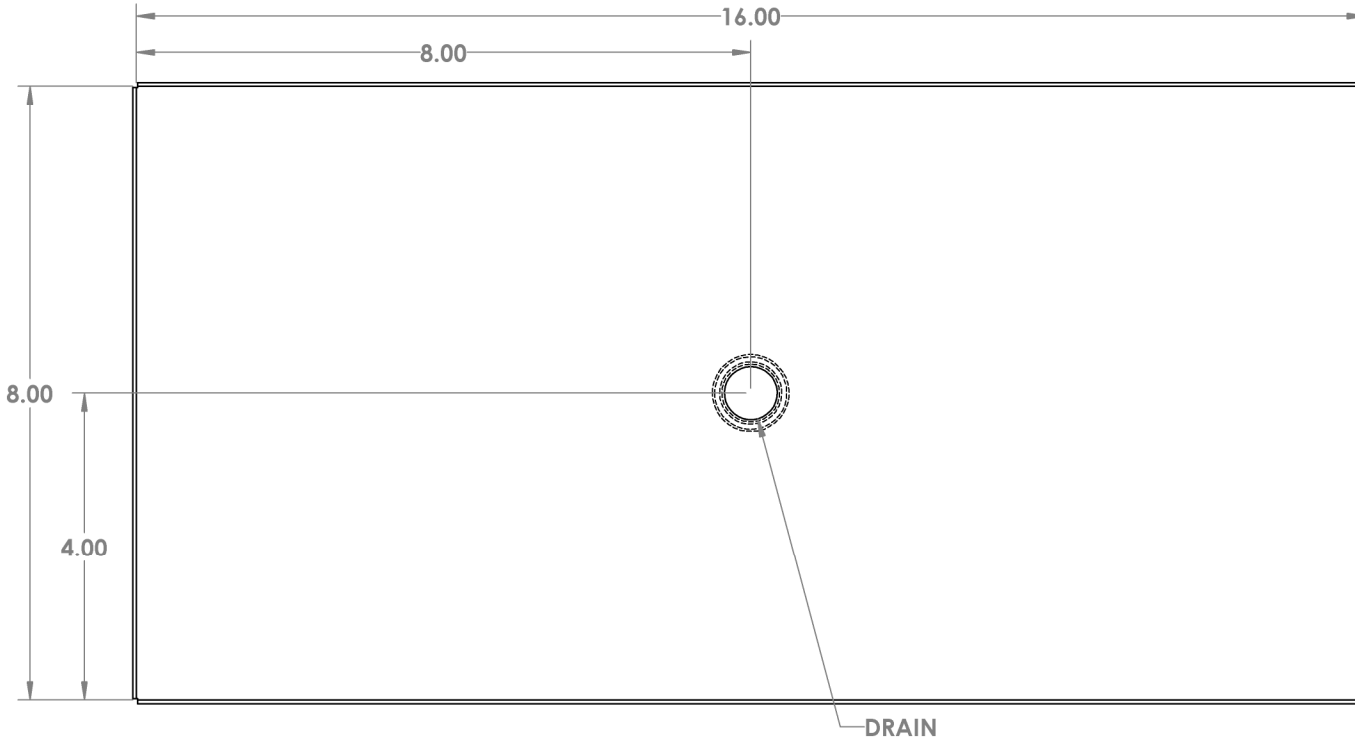
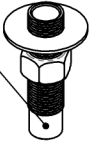


CHANGE DIMENSIONS AS NEEDED FOR CUSTOM TRAYS

REV. NO.		REVISIONS	DATE	APPROVED
DATE	BY	DESCRIPTION		

Precision Sheet Metal
 Design ♦ Engineering ♦ Fabrication
www.acumetalfab.com

**5/8-18 X 3" LONG
 BRASS DRAIN W/HARDWARE**



NOTES:

**ALL DIMENSIONS ARE INSIDE DIMENSIONS
 (UNLESS OTHERWISE NOTED)**

www.acumetalfab.com

PROPRIETARY AND CONFIDENTIAL

THE INFORMATION CONTAINED IN THIS DRAWING IS THE SOLE PROPERTY OF ACU PRECISION SHEET METAL. ANY REPRODUCTION IN PART OR AS A WHOLE WITHOUT THE WRITTEN PERMISSION OF ACU PRECISION SHEET METAL IS PROHIBITED.

ACU PRECISION SHEET METAL IS :
 AMERICAN COFFEE URN MANUFACTURING CO., INC

	NAME	DATE	TITLE:
DRAWN	L. WILLIAMS	10/16	SM-D SURFACE MOUNT W/DRAIN 8" X 16"
MATERIAL	16 GA. BRASS		
FINISH	#8 POLISHED		
			AMERICAN COFFEE URN

DO NOT SCALE DRAWING