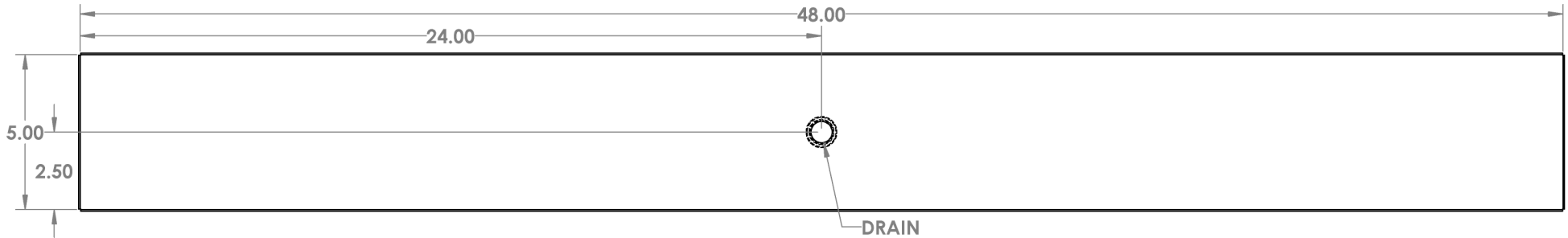
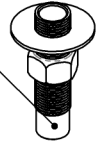


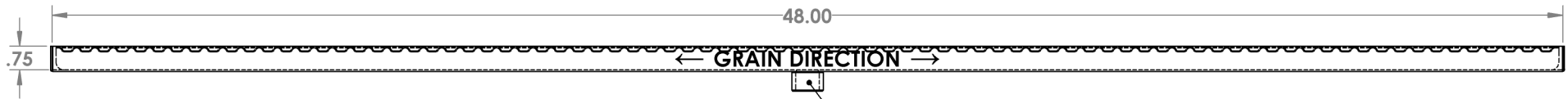
**CHANGE DIMENSIONS AS NEEDED FOR CUSTOM TRAYS**

REVISIONS				
ZONE	REV.	DESCRIPTION	DATE	APPROVED

**5/8-18 X 3" LONG  
 BRASS DRAIN W/HARDWARE**



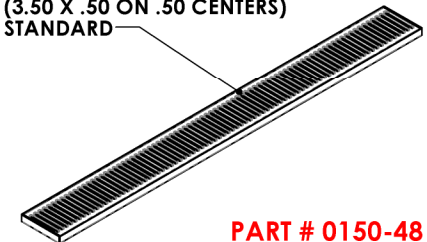
**DRAIN**



**← GRAIN DIRECTION →**

**5/8-18 THREADED DRAIN FITTING**

**20 GA. LOUVER SCREEN\*  
 (3.50 X .50 ON .50 CENTERS)  
 STANDARD**



**PART # 0150-48**

**NOTES:**

**ALL DIMENSIONS ARE INSIDE DIMENSIONS  
 (UNLESS OTHERWISE NOTED)**

**\* OPTIONAL 18 GA. PERFORATED SCREEN  
 AVAILABLE ON CUSTOM TRAYS**

PROPRIETARY AND CONFIDENTIAL

THE INFORMATION CONTAINED IN THIS  
 DRAWING IS THE SOLE PROPERTY OF  
 ACU PRECISION SHEET METAL. ANY  
 REPRODUCTION IN PART OR AS A WHOLE  
 WITHOUT THE WRITTEN PERMISSION OF  
 ACU PRECISION SHEET METAL IS  
 PROHIBITED.

ACU PRECISION SHEET METAL IS :  
 AMERICAN COFFEE URN MANUFACTURING CO., INC

	NAME	DATE
<b>DRAWN</b>	<b>L. WILLIAMS</b>	<b>10/16</b>
<b>MATERIAL</b>	<b>18 GA. 304 STAINLESS STEEL</b>	
<b>FINISH</b>	<b>#4 BRUSHED</b>	

DO NOT SCALE DRAWING

TITLE:	<b>SM-D                  SURFACE MOUNT W/DRAIN                  5" X 48"</b>
	<b>AMERICAN COFFEE URN</b>