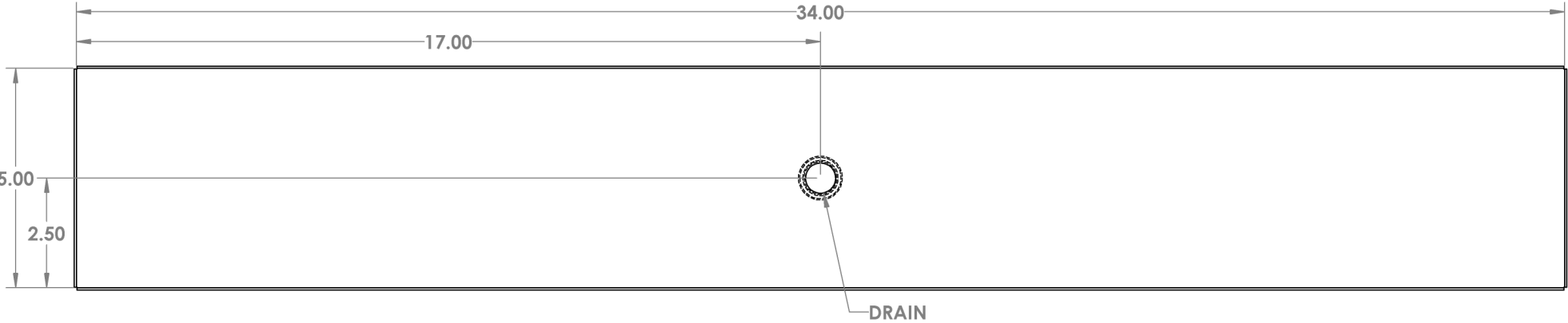
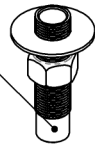


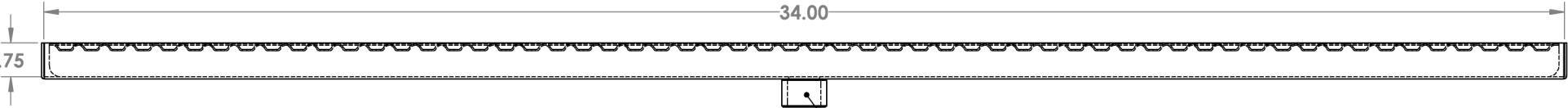
CHANGE DIMENSIONS AS NEEDED FOR CUSTOM TRAYS

REVISIONS		DATE	APPROVED
ZONE	REV.		

5/8-18 X 3" LONG
 BRASS DRAIN W/HARDWARE

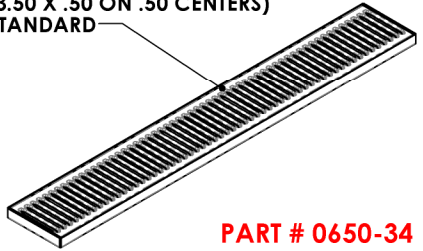


DRAIN



5/8-18 THREADED DRAIN FITTING

20 GA. LOUVER SCREEN*
 (3.50 X .50 ON .50 CENTERS)
 STANDARD



PART # 0650-34

NOTES:

ALL DIMENSIONS ARE INSIDE DIMENSIONS
 (UNLESS OTHERWISE NOTED)

* OPTIONAL 18 GA. PERFORATED SCREEN
 AVAILABLE ON CUSTOM TRAYS

PROPRIETARY AND CONFIDENTIAL
 THE INFORMATION CONTAINED IN THIS
 DRAWING IS THE SOLE PROPERTY OF
 ACU PRECISION SHEET METAL. ANY
 REPRODUCTION IN PART OR AS A WHOLE
 WITHOUT THE WRITTEN PERMISSION OF
 ACU PRECISION SHEET METAL IS
 PROHIBITED.
 ACU PRECISION SHEET METAL IS :
 AMERICAN COFFEE URN MANUFACTURING CO., INC

	NAME	DATE
DRAWN	L. WILLIAMS	10/16
MATERIAL	16 GA. BRASS	
FINISH	#8 POLISHED	

TITLE:	SM-D SURFACE MOUNT W/DRAIN 5" X 34"
	AMERICAN COFFEE URN