



The D8404-552000 Ellipticor Cloth Diaphragm Dome Midrange from Scan-Speak

By Vance Dickason

The new D8404/552000 (Photos 1-3) is the sixth Scan-Speak Ellipticor driver to appear in Test Bench since I first explicated the D3404 and the 18WE Ellipticor drivers in the April 2018 issue of *Voice Coil*. The other Ellipticor models to appear in Test Bench articles were the 21WE/4542 in October 2020, the D2404/552000 in March 2021, and the 38WE/8528T00 in July 2022.

Using an oval (elliptical) voice coil shape to defeat cone and dome standing wave modes is obviously a compelling concept. By driving the diaphragm asymmetrically, what you get is an “infinite” number of Eigen frequencies, but with less contribution for each frequency and overall lower distortion. Driving the diaphragm symmetrically you get a finite number of Eigen frequencies with a higher contribution, combining at certain frequencies producing the coloration modes.

Overall, the D8404 is a large dome midrange with a diaphragm area of $S_d=57.8\text{cm}^2$, which is slightly bigger than a 3” diaphragm midrange dome such as the Volt VM752 or the TB Speaker 75-1558SH. The voice coil diameter is 68mmx84mm, so you could think of it as an elongated 76mm diameter round midrange dome.

For a motor system, Scan-Speak basically scaled up its currently successful Air-Circ tweeter motor (Photo 2) with 12 neodymium slugs (same as the 15” Ellipticor 38WE), with copper shorting rings and a titanium voice coil former, all part of the patented Symmetrical Drive SD-2 motor format. The motor system is underhung like most dome devices, and has a gap height of 8mm and a voice coil length of 3.2mm for an impressive 2.4mm X_{max} , which is

maybe 0.5mm less than the typical 5.25” midrange cone driver. It should be noted that this is a seriously beefy midrange dome and weighs in at 11.9 lbs., although that is still lighter than the Volt VM752 with its ferrite motor at nearly 20 lbs.

Other features include a coated-cloth elliptical dome, aluminum face plate, clear plastic back cover, gold-plated terminals, and the same very slick aluminum trim ring that covers the mounting screws of all Ellipticor drivers. This “beauty” ring, which can be custom anodized in different colors (like I did on the new hybrid monitor featured in Chapter 14 of the just-released 8th edition of the *Loudspeaker Design Cookbook*) snaps into place and is held tight through the use of six neodymium (neo) magnets mounted on the underneath side around its peripheral (Photo 3).

Testing commenced using the LinearX LMS analyzer to produce the 300-point impedance sweep illustrated in **Figure 1**. The D8404’s impedance resonance occurs at a low 271.4Hz (factory spec is 280Hz). With a 3.22Ω DCR (factory spec is 3.03), with the minimum impedance for this mid dome measuring 3.56Ω at 1.56kHz.



Photo 1: This is the new Scan-Speak Ellipticor D8404 midrange dome.



Photo 2: Here is a close-up view of the D8404 motor structure.



Photo 3: This photo illustrates the magnetically attached trim ring for the Scan-Speak D8404.

Following the impedance testing, I recess mounted the Ellipticor mid dome in an enclosure that had a baffle area of 24"×14" and measured the on- and off-axis frequency response using the Loudsoft FINE R+D analyzer (courtesy of Loudsoft) and the GRAS 46BE ¼" microphone (graciously provided by GRAS Sound & Vibration). Sweeps were set up to measure the frequency response from 200Hz to 40kHz (using a 192kHz sampling rate) at 2V/0.5m, normalized to 2.83V/1m. Data was then acquired with sweeps at 0°, 15°, 30°, and 45°. **Figure 2** shows the on-axis response of the Ellipticor D8404 dome mid, which measured ±2.3dB from 344Hz to 9kHz with no breakup anomalies.

Figure 3 depicts the on- and off-axis (0° to 45°) response of D8404 mid dome, with the off-axis curves

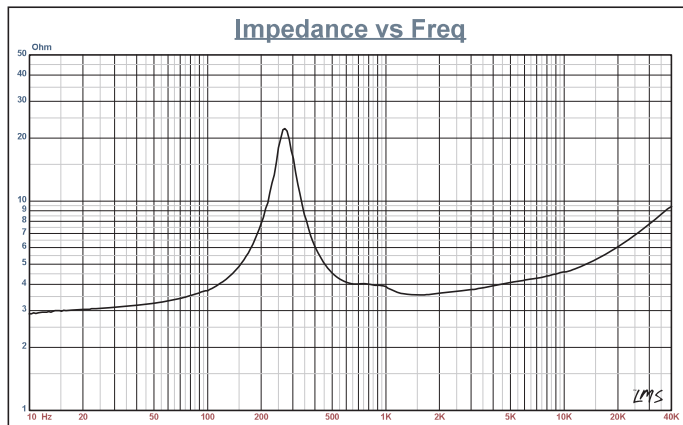


Figure 1: Scan-Speak Ellipticor D8404/552000 impedance plot

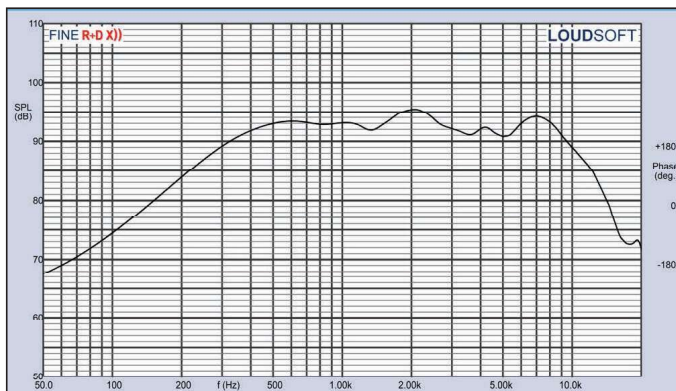


Figure 2: Scan-Speak Ellipticor D8404/552000 on-axis response

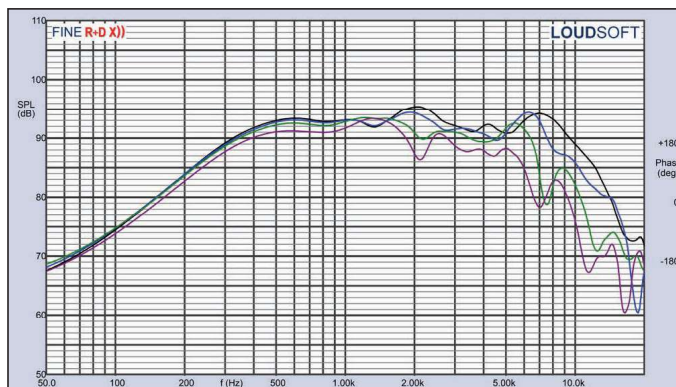


Figure 3: Scan-Speak Ellipticor D8404/552000 horizontal on- and off-axis frequency response (0°=black; 15°=blue; 30°=green; 45°=purple)

DD12

Power Entry Module with EMC filter and ground line choke

DD12 suppresses EMI / RFI, optimizes shielding, and eliminates hum or buzz generated by ground loops

- IEC C14 appliance inlet / 1- or 2-pole shocksafe fuseholder / 2-pole switch
- Standard or low leakage filter ratings 1-10 A
- IEC / UL ratings 10 A @ 250 VAC / 8 A @ 125/250 VAC
- Top or side flange mount; Snap-in for panels 1-3 mm
- V-Lock cordsets with varying plugs and cord lengths
- ENEC and cURus approved

schurter.com

SCHURTER
ELECTRONIC COMPONENTS

Vance Dickason Consulting



Loudspeaker Product Development

Vance Dickason Consulting has been developing award winning products for numerous high profile brand names for over 20 years... experience that's hard to find!

Add to that an available design team that includes some of the best transducers engineers, industrial designers and marketing experts I know of in the industry and you have a winning combination that would cost well over \$750,000 a year to keep in house.

With extensive experience in high-end off-wall, in-wall, on-wall, ceiling and subwoofer products plus close relationships with some of the worlds best speaker OEM's and you have a combination of services that will accelerate your next product lineup.

We have all the best toys (Klippel, LEAP 5, LMS, CLIO, MLSSA, LSPCad, FEA), so whether its multimedia, car audio, MI, Pro, two-channel or Home Theater (including THX®), VDC has the solutions.



Tel: (503) 557-0427 vdconsult@comcast.net

ART ▼ SCIENCE ▼ TECHNOLOGY ▼ DESIGN

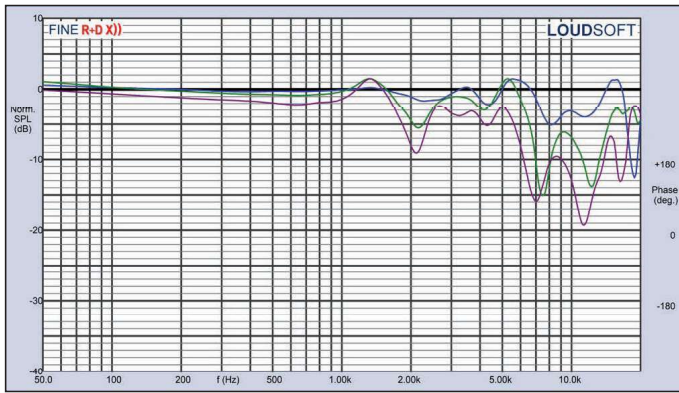


Figure 4: Scan-Speak Ellipticor D8404/552000 normalized on- and off-axis frequency response (0°=black; 15°=blue; 30°=green; 45°=purple)

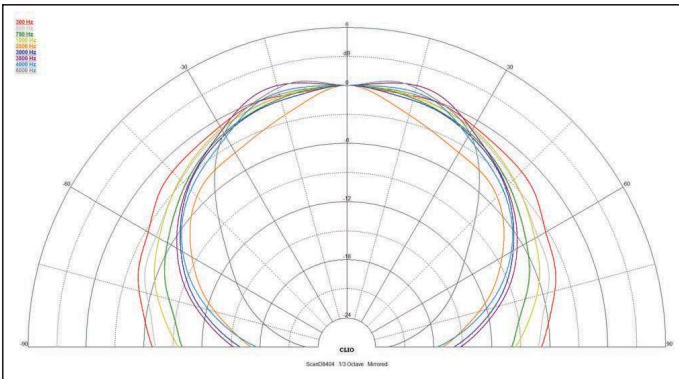


Figure 5: Scan-Speak Ellipticor D8404/552000 180° horizontal plane CLIO polar plot (in 10° increments)

normalized to the on-axis response shown in **Figure 4**. The CLIO 180° polar plot (measured in 10° increments) is shown in **Figure 5**. These measurements were all made with the D8404 dome in the normal vertically oriented position.

Since the height of the dome is greater than the width, I decided to investigate to see if there was any vertical directivity at play. I compared the two orientations at 30° off-axis (**Figure 6**) and at 45° off-axis (**Figure 7**). For both graphs, the black curves are the normal orientation (horizontal axis) and the blue curves are with the dome's long axis mounted horizontally (vertical axis orientation). Most of the variation comes above 3.5kHz to 4.2kHz, where the response is rapidly declining (entering the driver's

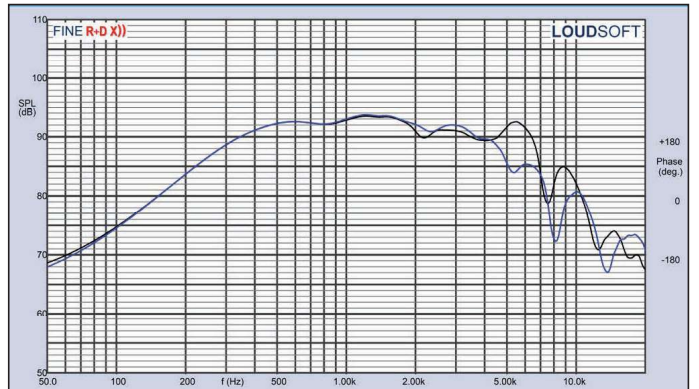



Figure 6: Scan-Speak Ellipticor D8404/552000 vertical and horizontal mounting orientation comparison of 30° off-axis curve



PROFESSIONAL LOUDSPEAKERS



SOUND TAILORING
AT YOUR SERVICE

WWW.FAITALPRO.COM    

second order roll-off region), so I think vertical directivity due to the diaphragm shape is not really much of a concern (and certainly far less than most AMTs or ribbons). This is especially true if you were crossing this driver over between 3.5kHz to 4kHz, which is indicated by the off-axis response in order to maintain a smooth directivity index. The last SPL measurement was the two-sample SPL comparison illustrated in **Figure 8**, indicating the two samples were closely matched to within less than 0.25dB throughout the operation range of the driver to about 4.5kHz.

For the next test sequence, I used the Listen AudioConnect analyzer along with the Listen SCM 1/4" microphone and SoundCheck 20 software (all provided courtesy of Listen, Inc.) to measure the impulse response with the Ellipticor

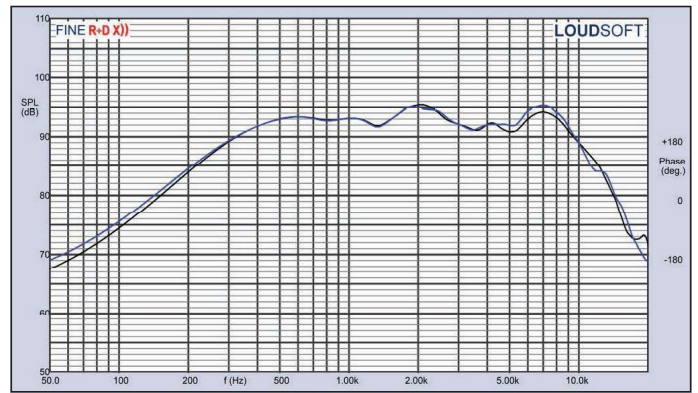


Figure 8: Scan-Speak Ellipticor D8404/552000 two-sample SPL comparison

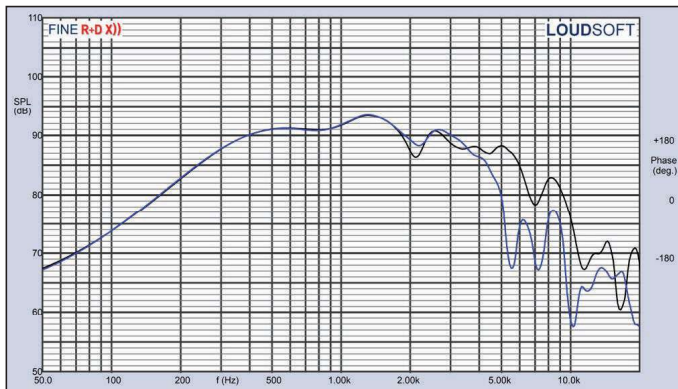


Figure 7: Scan-Speak Ellipticor D8404/552000 vertical and horizontal mounting orientation comparison of 45° off-axis curve

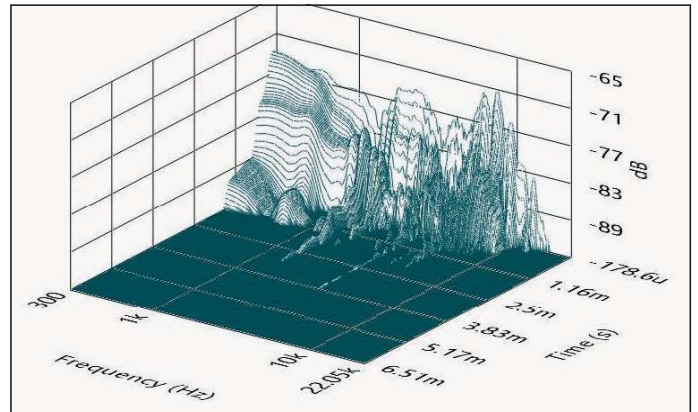


Figure 9: Scan-Speak Ellipticor D8404/552000 SoundCheck CSD waterfall plot



AUDIOSTAR
AUDIOSTAR ELECTRONICS CO., LTD.



THX
CERTIFIED PROFESSIONAL
Home Theater 1 & 2



SGS



Providing what you want most.....
Unique and professional products
far beyond your imagination

Bobbin materials:
Next generation highest-performance bobbin materials suitable for high-temperature applications

Voice Coil Wire:
Many kinds of round, flat, square and composite wire " with high-temperature, high-integrity insulation, high purity and high conductivity

Top Quality Adhesives:
The newest type of glue for high-temperature wire insulation and adhesion.

Custom Winding techniques:
Modern and unique production techniques, capable of handling any kind of winding.

High-Precision Voice Coils:
Our special voice coils are used in a wide variety of industries and applications which require high precision.

Extra wording if you need it: Our goal is to consistently provide the highest possible quality in custom coils at a reasonable price with on-time delivery to loudspeaker OEM




A: No.696 Huizhou Dadao, Huizhou City, GuangDong, P.R.C / P: 516023 / T: +86-752-2299018 2293820 5805198 / F: +86-752-2295838 5805199
www.audiostar.com.cn www.voicecoil.com.cn audiostar@audiostar.com.cn mina@audiostar.cn

mid dome recess mounted on the same test baffle used for SPL measurements. Importing this data into the Listen SoundMap software produced the cumulative spectral decay (CSD) plot (usually referred to as a “waterfall” plot), which is shown in **Figure 9**. While **Figure 10** gives the Short Time Fourier Transform (STFT) displayed as a surface plot.

For the last test procedure, I set the 1m SPL to 94dB (3.27V) using a pink noise stimulus, and measured the second (red curve) and third (blue curve) order harmonic distortion at 10cm, depicted in **Figure 11**. Note the third-order harmonic distortion is extremely low, less than 0.5%.

Given the low coloration aspect of the oval voice coil technology, the new D8404 mid dome is a spectacular

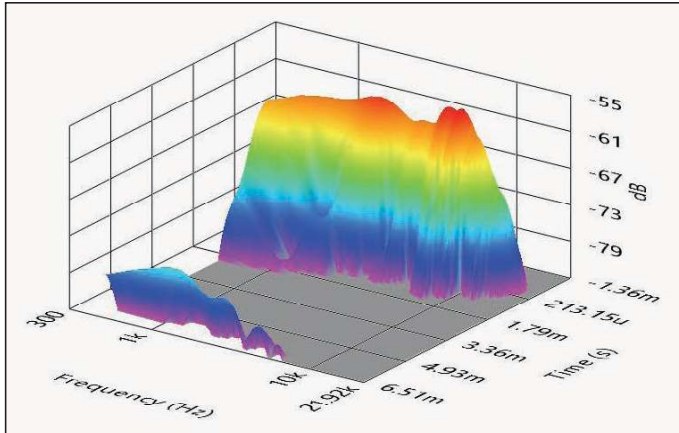


Figure 10: Scan-Speak Ellipticor D8404/552000 SoundCheck STFT surface intensity plot

new entry for the Scan-Speak Ellipticor line. For more information about the Scan-Speak Ellipticor models and other Scan-Speak product lines, visit www.scan-speak.dk. **VC**

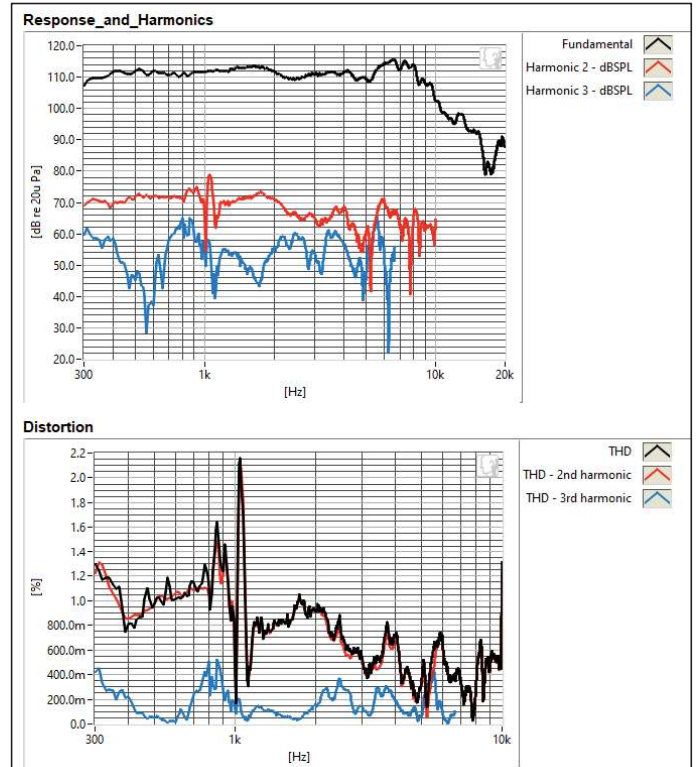


Figure 11: Scan-Speak Ellipticor D8404/552000 SoundCheck distortion plots

High-end loudspeaker transducers



TW045WA - The New Ultimate Tweeter

22/45 mm coaxial neodymium tweeter - response to beyond 40 kHz

- Dual-Piston design: 22 mm textile dome / 45 mm ceramic cone.
- Optimized dome shape for ultra-high frequency cut-off
- Vented through to a damped rear, die cast, chamber
- Flat low-damping IIR surround
- Copper clad center pole
- Front-side reflection reducing foam ring
- Alu chassis with built-in heat sink
- Dual-neodymium magnet structure
- 22 mm voice coil design
- Copper-clad aluminium voice coil wire
- Flexible lead wires
- Gold plated terminals
- Underhung voice coil design for improved linearity



www.WAVECOR.com