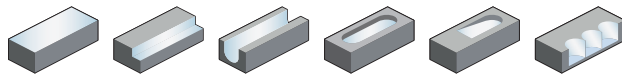
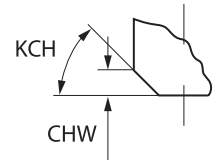
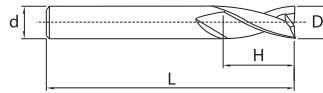


**End mill long cutting edge** **Semi-finishing**

**5502R302GM**



- Type of shank DIN 6535HA
- Centre cutting
- Helix angle 30°



Article	*	Dimensions [mm]						Teeth	Grade	
		D	d (h6)	H	L	KCH	CHW		KMG303	YK30F
5502R302GM-0100		1	3	2	38	0	0	2	●	○
5502R302GM-0150		1.5	3	3	38	0	0	2	●	○
5502R302GM-0200		2	6	6	57	0	0	2	●	○
5502R302GM-0250		2.5	6	7	57	0	0	2	●	○
5502R302GM-0280		2.8	6	7	57	0	0	2	●	○
5502R302GM-0300		3	6	7	57	0	0	2	●	○
5502R302GM-0350		3.5	6	7	57	0	0	2	●	○
5502R302GM-0380		3.8	6	8	57	0	0	2	●	○
5502R302GM-0400		4	6	8	57	0	0	2	●	○
5502R302GM-0450		4.5	6	8	57	0	0	2	●	○
5502R302GM-0480		4.8	6	8	57	0	0	2	●	○
5502R302GM-0500		5	6	10	57	0	0	2	●	○
5502R302GM-0550		5.5	6	10	57	0	0	2	●	○
5502R302GM-0575		5.75	6	10	57	0	0	2	●	○
5502R302GM-0600		6	6	10	57	45	0.1	2	●	○
5502R302GM-0675		6.75	8	13	63	45	0.1	2	○	○
5502R302GM-0700		7	8	13	63	45	0.1	2	●	○
5502R302GM-0750		7.5	8	16	63	45	0.1	2	●	○
5502R302GM-0775		7.75	8	16	63	45	0.1	2	●	○
5502R302GM-0800		8	8	16	63	45	0.1	2	●	○
5502R302GM-0870		8.7	10	16	72	45	0.1	2	●	○
5502R302GM-0900		9	10	16	72	45	0.1	2	●	○
5502R302GM-0950		9.5	10	16	72	45	0.1	2	○	○
5502R302GM-1000		10	10	19	72	45	0.1	2	●	○
5502R302GM-1100		11	12	22	83	45	0.1	2	●	○
5502R302GM-1170		11.7	12	22	83	45	0.1	2	●	○
5502R302GM-1200		12	12	22	83	45	0.1	2	●	○
5502R302GM-1370		13.7	14	22	83	45	0.1	2	●	○
5502R302GM-1400		14	14	22	83	45	0.15	2	●	○
5502R302GM-1500		15	16	26	92	45	0.15	2	●	○
5502R302GM-1570		15.7	16	26	92	45	0.15	2	●	○
5502R302GM-1600		16	16	26	92	45	0.15	2	●	○
5502R302GM-1700		17	18	26	92	45	0.15	2	○	○
5502R302GM-1800		18	18	26	92	45	0.15	2	●	○
5502R302GM-2000		20	20	32	104	45	0.15	2	●	○

● Ex stock ○ On demand

\* With internal cooling

Application field					
P	M	K	N	S	H
✓	✓	✓			

✓ Very suitable

✓ Suitable

System code > B278    Cutting data > B492    Nonstandard order > B541



A

Turning

B

Milling

C

Drilling

D

Technical Information

E

Index

