



INSTRUCTIONS & WARRANTY

Clubmaster DIVER

BRISTON 

INTRODUCTION

Congratulations for the acquisition of your BRISTON watch, and thank you for your confidence.

The Clubmaster DIVER is the first watch of the BRISTON collection to be equipped with a mechanical movement with automatic winding, featuring a power reserve up to 41 hours. The bidirectional inner rotating ring allows measuring your immersion & collapsing time during your diving sessions.

We invite you to consult the operating instructions and hope your BRISTON timepiece brings you great enjoyment.

INSTRUCTIONS

The BRISTON Clubmaster DIVER watch must be serviced regularly in order to work correctly.

The time left between services will vary depending on the model, climate and amount of care you take of your watch.

> Temperature: avoid temperatures exceeding 0/100°F; -20/+40°C and extreme conditions.

> Avoid prolonged exposure to sun, water and steam to prevent distortion and color fading.

> Avoid contact with alcohol, perfume, detergents and cosmetic products to prevent corrosion.

> Screwing winder: screw the winder carefully to prevent any water entering the mechanism.

> Check your model's ATM level so that you know how deep you can use it. (20 ATM = 200 meters of depth – 660 feet).

WATER RESISTANCE

Your BRISTON watch is water-resistant to 20 bars. The water-resistance of your watch is identifiable by the symbol 20 ATM engraved on the back. This means that your timepiece has been tested at an overpressure of 20 bars, corresponding to an immersion pressure of 200 meters (1 bar = ~10 meters).

In order to guarantee the durability of the watch's characteristics over time and as the water-resistance may be affected by certain activities, it is recommended for the user to:

- > have the water-resistance of the watch checked by an authorized BRISTON dealer, and in the event of any case opening, it is recommended for the test to be carried out with increased air pressure,
- > check when purchasing the watch that the strap or bracelet is suitable for the intended use,
- > avoid subjecting the watch to excessively abrupt temperature changes,

> protect the watch from being dropped or suffering other shocks (please, have the watch checked after any violent impact),

> avoid the use of the controls, time-setting crown while under water or before the watch has dried after immersion,

> restore & screw-back the time-setting crown to its normal position against the case after every manipulation,

> rinse the watch with fresh water after any use in seawater.

Please also note that leather straps are not suitable for aquatic activities.

Furthermore, it is vital to have the water-resistance of your watch checked by an authorised BRISTON retailer at least once every two years, and before any period during which it is liable to undergo prolonged and/or regular immersions.

ACCURACY

Manually-wound or automatic mechanical watches

The precision of watch models with mechanical movements is determined by the balance. This oscillates at a rate of 21,600 vibrations per hour. Despite all the care that we have taken on building and assembling your watch, its accuracy is subject to the influence of gravity, magnetic fields, impacts and ageing of the oils. The precision of a watch is measured by its regularity of rate in various positions. Your individual temperament and your activities could be the cause of slight irregularities.

If you observe a discrepancy in the running of your watch, we advise you to entrust it to an authorized BRISTON retailer who will make the necessary adjustments.

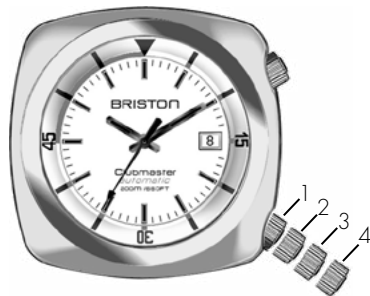
Technical characteristics

- > Mechanical movement with automatic winding, caliber NH35A
- > 21'600 oscillations/hour.
- > Power reserve: up to 41 hours.
- > Crown at 2 o'clock to rotate the inner ring
- > Screwed-down crown at 4 o'clock to rewind manually the movement, set the date & time
- > Water resistance up to 20 ATM = 200m

SETTING OF YOUR BRISTON WATCH

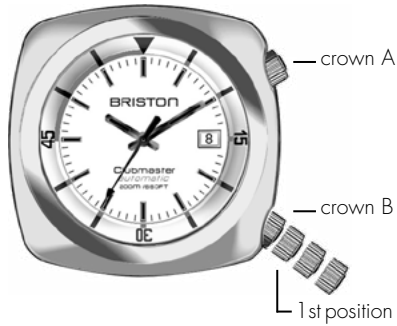
First time using your BRISTON watch

Your Clubmaster DIVER is equipped with a screwed-down crown. Before rewinding the watch, it is therefore necessary to unscrew the crown by turning it anticlockwise. The crown is thus freed by a spring.



Start-up

1. Screwed-down crown
2. Manual winding
3. Date correction
4. Setting of the time



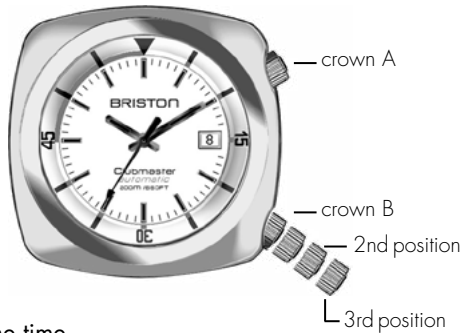
1. The watch is switched on thanks to the crown B located at 4 o'clock.

2. Unscrew crown B counter-clockwise to reach position 1. The crown spring is released. A few turns of the crown clockwise are sufficient to start the watch and to wind the movement manually.

3. Push again the crown B into position 1. Then screw back the crown against the case by turning it clockwise in order to preserve the water resistance of your watch.

The watch is now working again.

Please note that your watch will wind automatically when you wear it.



Setting of the time

1. Unscrew anticlockwise the crown B to reach the position 1.
2. Pull the crown B in position 3. The movement is then stopped (« stop second » function). Move the hands clockwise until the desired time.
3. Push again the crown B into position 1. Then screw back the crown against the case by turning it clockwise in order to preserve the water resistance of your watch. The second hand starts again when the winder is pushed back into its normal position.

Setting the date

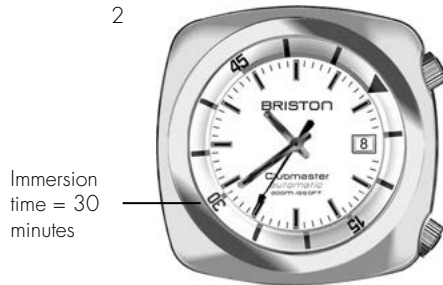
1. Unscrew anticlockwise the crown B situated at 4 o'clock to reach the position 1.
 2. Gently pull the winder out (crown B) into the position 2. Turn the winder (crown) anticlockwise to set the date.
 3. Push again the crown B into position 1 & screw down the crown against the case by turning it clockwise in order to preserve the water resistance of your watch.
- The watch is now working again.

Never make a date correction when the watch shows a time between 10 PM and 2 AM. The automatic mechanism of date change is activated during this period of time and the movement could be damaged.

1



2



Reading of immersion time & use of the inner ring

1. Turn the crown A situated at 2 o'clock to activate & turn the bidirectional inner ring.
2. Position the triangle of the inner ring in front of the minutes hand when you begin your immersion.
3. You can read the immersion time indicated on the inner ring using the minute hand & the indication on the inner ring.

N.B. : Do not turn the crown A once the immersion is engaged otherwise the reading of immersion time can be wrong.

You can use the red area indicated on the inner bezel as a countdown. This area indicates you that it is time to go back up to the surface so it can be used to time the decompression stops when the diver goes back to the surface.

WARRANTY

Every BRISTON timepiece comes with a **2-YEAR INTERNATIONAL WARRANTY** against defects in material and manufacturing. This warranty covers all parts except the above mentioned elements.

The movement of a mechanical watch requires regular maintenance (servicing, lubrication, etc.) to ensure a long operating life. Should your watch need servicing or repairs, please send it, together with its guarantee certificate, to the authorised BRISTON retailer who sold it to you.

The Clubmaster DIVER is waterproof to 200 meters. This water resistance is guaranteed for two years from the buying date, provided that the glass, the bezel, the case-back, the case & the crowns were not damaged. It is essential to control the water resistance of the watch at least once every two years or before a period of intensive use by a BRISTON point-of-sale, or by a Technical Assistance Center approved by BRISTON.

Thanks to the BRISTON warranty, any BRISTON watch that has to be repaired due to a manufacturing fault will be repaired free of charge.

The warranty certificate must be completed, stamped and signed by the authorized BRISTON retailer.

The following damages or cases are not covered by the BRISTON warranty:

- > Any damage resulting from inadequate or insufficient care, an accident or any normal use;
- > the watch dial, the strap, the case, the crystal, the strap links and any other accessory sold with the watch or contained in the packaging;
- > Any complaint associated with damage or injury caused directly or indirectly by wearing the BRISTON watch;
- > Loss of water resistance following exposure to water at a pressure greater than 200 meters OR loss of water resistance after using the watch or crown under water OR damage following the use of alcohol or detergents OR significant damage or corrosion on the watch.

BRISTON will send a bill for its fees to clients claiming additional services or who are unable to present a valid warranty certificate.

The information above are registered as technical information and will be subject to approval from BRISTON. All cases not covered by the above list will be dealt with, accordingly. The information contained in this document belongs to BRISTON and may not be reproduced without its authorization.

We will not be responsible for any consequential damages arising from the ownership or use of timepiece.

Please include your watch, the completed warranty form (with stamp of the shop) together with your proof of purchase clearly stating the nature of the fault.

The limited warranty is obsolete if the defect is discovered to be caused by abuse or tampering with the watch.

Please first **contact the nearest authorized BRISTON dealer** who will proceed with the return and please read or contact the Customer Service by e-mail: sc@briston-watches.com

www.briston-watches.com

