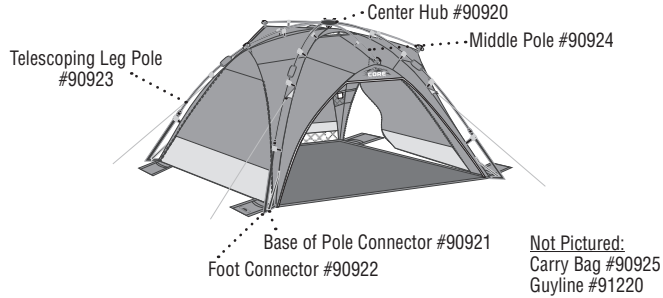


CORE® 8 x 8 INSTANT SUN SHADE

Model No. 40055

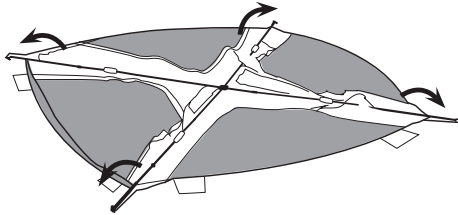
Two people can easily setup this sun shade in 30 seconds.

Contents & Repair Parts:



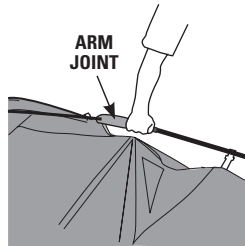
1 Prepare for Setup

- Remove shelter from carry bag and lay upright.
- Unfold LEG POLES and spread out shelter.



2 Lift Shelter

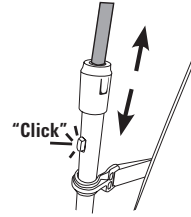
- Lift up on ARM JOINTS to partially raise the shelter.



3 Extend Leg Poles

- Extend TELESCOPING LEG POLES until LOCKING BUTTONS “click” into the locked position.

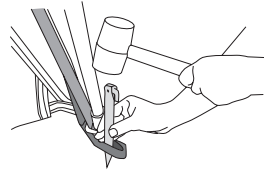
NOTE: You can now easily move your shelter to its final position before securing with stakes and guylines.



4 Stake Shelter

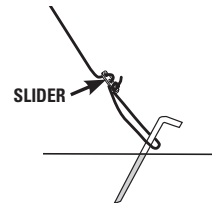
- Locate WEBBING LOOPS sewn into the corners at the base of your shelter.
- Slide STAKE through WEBBING LOOP at each location; then extend out before securing.

NOTE: Floor of shelter should be taut when staked properly.



5 Stake Guylines

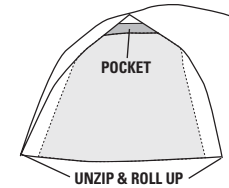
- Locate GUYLINES attached to the sun shade.
- Stake out each GUYLINE at a 45 degree angle.
- Tighten GUYLINES as needed by adjusting the SLIDER up the cord.



6 Open & Store Side Walls

NOTE: The Side Walls are used to add privacy or help block the wind or sun on openings of the shelter.

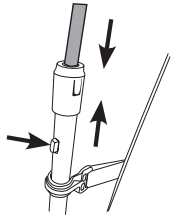
- To Open: Unzip Side Walls from inside of the shelter; then roll up and store in BUILT-IN POCKET above opening.



TAKE DOWN INSTRUCTIONS:

Follow the previous steps in the reverse order:

- Push the LOCKING BUTTON and telescope the 4 LEG POLES.
- Push down on the ARM JOINTS to collapse the roof; then fold the poles in half toward the CENTER HUB.
- Lay the shelter down on its side and roll out the excess air and put back into the bag.



STORING THE SUN SHADE

- All stakes must be placed in their own storage bag before placing in the carrying bag to prevent damage to the shelter fabric.
- Store in a clean, dry area.

(continued on other side)

FREQUENTLY ASKED QUESTIONS:

- **Are replacement parts available?** Yes, just call Customer Service at 1-888-775-5628 for replacement parts. All parts can be replaced.
- **The center of the shelter won't stand up.** You may have a broken corner joint. Check all four of the joints (under the fabric sleeves) and call Customer Service if you need a replacement.
- **The poles are not staying extended.** Check that all four locking buttons are popped out. Extend pole farther if button is not locked. It will "click" into place.
- **How do I get everything back in the bag?** The trick is to take your time and remove all the air. Use the weight of the poles to roll the shelter on the ground and force air out. The shelter components fit in the bag, it's the air that doesn't.
- **How to clean the shelter?** Clean the shelter with a soft sponge, a mild soap and tepid water. Be sure to scrub gently and remove all soap. Let dry in sunlight, which also naturally cleans the shelter.
- **How many seasons is this shelter?** This is a 2-3 season shelter, not recommended for use in severe weather conditions.
- **What are the dimensions of the shelter?** The shelter is 8' x 8' x 59" (244 cm x 244 cm x 150 cm).

WARNINGS & CAUTIONS:

⚠ WARNING: KEEP ALL FLAME AND HEAT SOURCES AWAY FROM THIS SHELTER FABRIC

This shelter is made of flame-resistant fabric which meets CPAI-84 specifications. **IT IS NOT FIRE-PROOF.** The fabric will burn if left in continuous contact with any flame source. The application of any foreign substance to the product fabric may render the flame-resistant properties ineffective.

DO NOT use fuel burning devices inside or near shelter materials.

DO NOT permit children to light matches, operate burning appliances, or handle any flame sources in or near the shelter.

- Do not smoke, use matches, candles or open flames of any kind in or near the shelter.
- Do not refuel lanterns, stoves or heaters inside shelter.
- Do not cook inside shelter.
- Do not store flammable liquids inside shelter.

WARNING: Keep clear of overhead power lines.

- Do not set up your shelter under trees because of potential lightning strikes or falling tree limbs in inclement weather.
- For best results in windy conditions, position narrow end of shelter into the wind.
- Secure with all stakes and guylines provided to prevent property damage or personal injury.
- Under certain conditions (cold weather, high humidity, etc.) condensation will form on the inside of your shelter. Condensation is caused by water vapor from your breath, perspiration, or any wet clothing inside the shelter. It is **NOT LEAKAGE** through the shelter fabric. It can be minimized by removing wet clothing from your shelter and by providing good ventilation through the shelter.
- Never store shelter, even for a short period of time, without drying it thoroughly and brushing off caked dirt. Do not pack stakes inside your shelter. Use a separate storage bag.
- **STAKES SHOULD BE REMOVED BY PULLING ON THE STAKE ITSELF. NEVER PULL ON THE SHELTER TO REMOVE STAKE.**
- Do not leave your shelter set-up for weeks at a time. Be aware that exposure to ultraviolet rays from the sun can seriously damage material and/or cause it to become discolored.



IMPORTANT:

THE ORIGINAL FIRE RETARDANT AND WATER REPELLENT PROTECTIVE COATINGS MAY BE COMPROMISED IF SPRAYS OR OTHER CHEMICAL TREATMENTS ARE USED ON THE SHELTER. FABRIC HAS BEEN FACTORY TREATED. IT IS HIGHLY WATER-REPELLANT; HOWEVER, IT IS NOT WATER-PROOF. ALL SHELTERS CAN EXPERIENCE SEAM LEAKAGE DURING WET WEATHER. IF YOU WANT ADDITIONAL MOISTURE PROTECTION, TRY A SEAM SEALING COMPOUND ONLY; STRICTLY FOLLOW THE MANUFACTURER'S DIRECTIONS. IT IS RECOMMENDED THAT YOU SEAL THE SHELTER DURING THE INITIAL SETUP AS WELL AS PRIOR TO EACH CAMPING SEASON. SEAM SEALER COMPOUNDS CAN BE PURCHASED AT YOUR LOCAL CAMPING PRODUCTS OUTLET. FOR MISSING PARTS CALL 1-888-775-5628.

PLEASE DO NOT RETURN THIS PRODUCT TO THE RETAIL STORE.

1-YEAR LIMITED WARRANTY:

CORE® Equipment and Elevate LLC warrants for a period of 1 (one) year from the original date of purchase, this product against any defects in materials or workmanship. At its discretion, CORE® Equipment may provide replacement parts to original purchaser. Original receipt or proof of purchase as well as proof of defect in the form of a photograph or video is required. CORE® Equipment will not be responsible for shipping costs incurred outside the continental USA. Warranty is valid for the original purchaser one year from the date of purchase and is not transferable.

This Warranty does not cover any product purchased through unauthorized dealers/distributors and/or unauthorized resellers on online auction websites. CORE uses approved and authorized distributors to furnish quality products, and CORE provides warranty coverage only on products purchased from those distributors. If the product was purchased from an unauthorized reseller, this warranty does not apply. Unauthorized resellers may sell products that are used, defective, counterfeit, or which may not be designed for use in that specific country. To determine whether the seller of a CORE® Equipment product is one that has been approved and authorized by Elevate LLC owner of the CORE® Equipment brand, please contact help@coreequipment.com or call customer service at 1-888-775-5628.

This 1-Year Limited Warranty does NOT cover normal wear and tear, abuse or misuse of this product including damage from inclement weather conditions, such as wind, rain, or hail. In case of inclement weather remove all valuables and persons and seek appropriate shelter. Under no circumstances will CORE® Equipment or Elevate LLC be liable or responsible for any incidental or consequential damages. This product is designed and intended for Recreational use only. Prolonged exposure to UV rays will cause any fabric to fade and deteriorate and is NOT covered by this 1-Year Limited Warranty. All replacement products or parts will assume the remaining warranty of the original product. This warranty gives you specific legal rights. You may also have other rights which vary from state to state. To Obtain Warranty Service: Call Toll Free 1-888-775-5628 for warranty service, repair parts, or product questions. Monday - Friday, 8:00 a.m. - 5:00 p.m. Central Time.

Elevate LLC
Overland Park, KS 66221

Made in Bangladesh • Printed in Bangladesh

New 03/23/18