



Phoenix Electronic Series Parts Book

Covers Models E1, E2, E1-
C, E2-C, E2R



McDonald Company Machines


1785 Stout Drive
Unit G
Warminster, PA 18974

Have Questions?


Phone:	800.292.5976
Email	sales@mcdonaldco.com
Online orders	orders@mcdonaldco.com



Part Number	Description	Model (s)
E1-1RF	Right Side Frame -Electrics	All E Series
E1-1LF	Left Side Frame – Electrics	All E Series
EM6-8	Rubber Feet (4)	All Phoenix Machines
E1-4C	CPU Chassis	All E Series
E1-4AP	CPU Access Plate	All E Series
E1-4APSC	Access Plate Mounting Screws	All E Series
EM1-1	Front Cover	M1,M2,E1,E2,E1-C,E2-C
EM1-2	Rear Cover	All Phoenix Machines
E1-3	Motor Cover	All E Series



Part Number	Description	Model (s)
EM2-2	Water Bottle	All Phoenix Machines
EM2-2K	Water Bottle Kit [EM2-2, EM2-4(2), EM2-4SP(2), EM2-4SC(2)]	All Phoenix Machines
EM2-4	Water Bottle Brackets	All Phoenix Machines
E2-3	Moistening Brush	All E Series
	Brush Comparison Guide	
E2-1	Water Tank	All E Series
EM3-1	Upper Tape Plate	All Phoenix Machines
E3-2	Lower Tape Plate (Stainless)	All E Series
E6-9	Bottom Plate	All E Series



Part Number	Description	Model (s)
E1-4	CPU Complete (includes E1-4AP not shown)	All E Series
E1-4CB	CPU Control Board	E1
E1-4CB.2	CPU Control Board ver. 2	E1-C,E2,E2-C,E1EV,E2EV
E1-4D	Encoder Disc	All E Series
E1-4SEN	Sensor Assembly	All E Series
E1-4KP	Keypad	All E Series
E1-4KP2X	Double Keypad 12"-90"	All E Series
E1-5	On/Off Switch	All E Series
E1-5H	On/Off Harness (Switch to CPU)	All E Series



Part Number	Description	Model (s)
E1-8	Power Cord	All E Series
E1-8.2	Line Cord	Certified Units Only
E1-8PI	Power Inlet	Certified Units Only
E1-4FH	Female Harness	All E Series
E1-4MHX	Male Harness Assembly (includes E4-3S socket)	All E Series
E1-4MHMP	Male Harness Mounting Plate	All E Series
E1-9.2	Photo-Eye	E2,E2-C,E2EV,E2EV-C
E3-3	Feed Wheel (urethane)	All E Series
E3-3K	Feed Wheel Kit E3-3(Wheel), E3-4(Shaft), E3-3Pin, E3-4C (Collar), Large Washer)	All E Series
E1-8SR	Strain Relief Bushing For E1-8 (Not Pictured)	Non Certified Units



E4-3S

E4-3 Component Parts

Part Number	Description	Model (s)
E4-3.2	Perfectemp© Heater	All E Series
E4-3*	Top Heater *	All E Series
E4-3PPX	Pressure Plate Assembly	E4-3, E4-3.2
E4-3ELX	Element Assembly	E4-3, E4-3.2
E4-3COV	Heater Cover	E4-3, E4-3.2
E4-3NP.2	Nameplate	E4-3.2
E4-3SC	Heater Screws	E4-3, E4-3.2
E4-3WGTA	Heater Weight	E4-3, E4-3.2
E4-3WGTB	Lift Bar Assembly	E4-3, E4-3.2
E4-3S	Heater Socket	All E Series
E4-3 PARTS*	E4-3EL (Element), E4-3KN (Knob), E4-3NP (Nameplate), E4-3C (Cord), E4-3TH (Thermostat) E4-3SR (Bushing)*	E4-3*

LIMITED AVAILABILITY



Part Number	Description	Model (s)
E3-5	Felt & Bracket	All E Series
E3-5K	Felt & Bracket Assembly	All E Series
E3-6	Felt Spring	All E Series
EM4-6	Retainer	All Phoenix Machines
EM4-5	Retainer Rod	All Phoenix Machines
E7-2	Cutter Yoke Assembly	All E Series
E7-1	Idler Assembly	All E Series
EM4-1K	Shear Kit	All Phoenix Machines
E4-4	Cutter Spring	All E Series

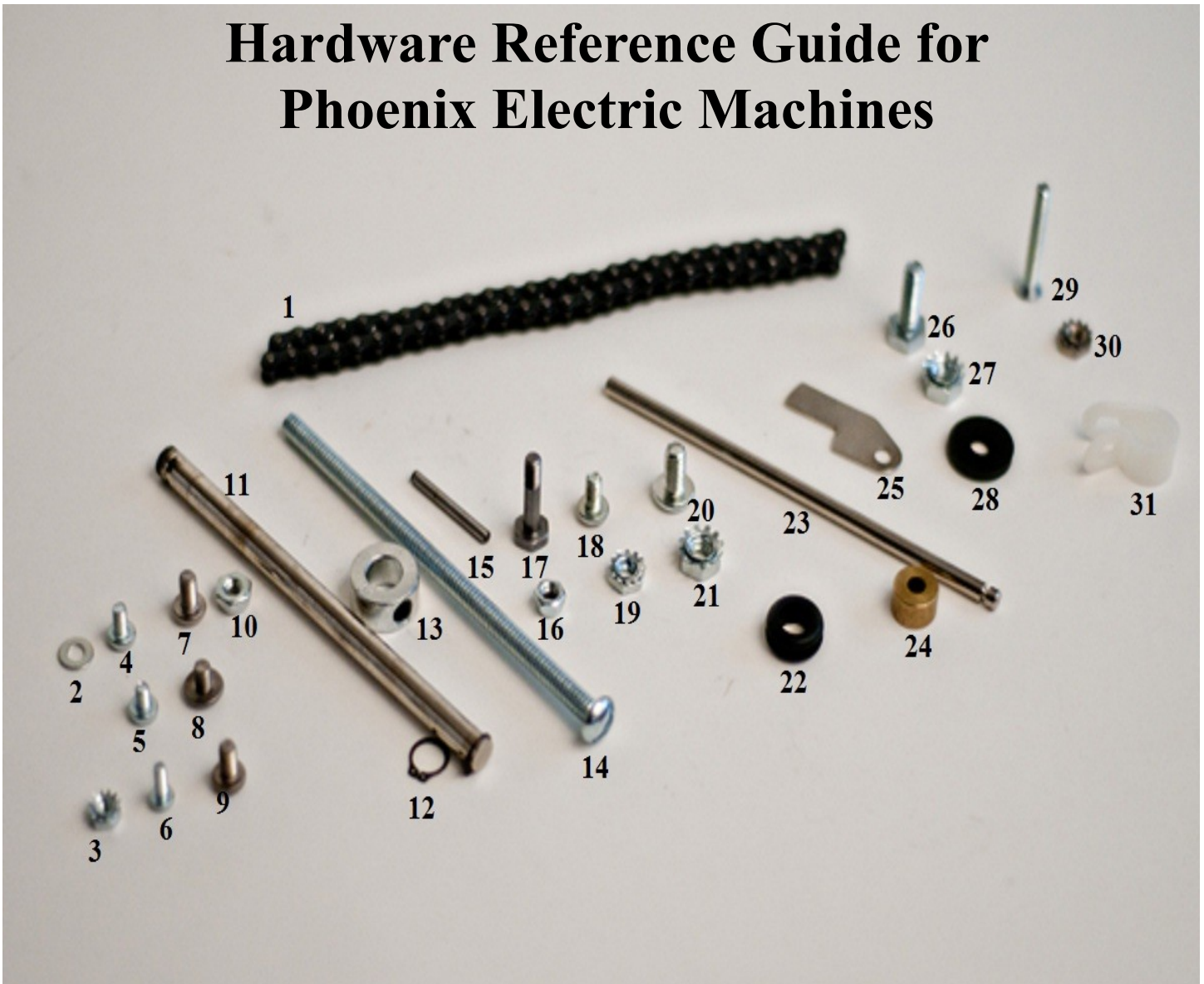


Part Number	Description	Model(s)
E5-1	Motor & Sprocket	E1, E2, E1EV, E2EV
E5-1DC	UL Cert. Motor	E1-C, E2-C
E5-220	220V motor	E3
E5-1A	Motor & Bracket Assembly	E1, E2, E1EV, E2EV
E5-1SP	Motor Sprocket (1/4" bore)	All Motors
E3-4SP	Feed Shaft Sprocket (3/8")	All E Series
E5-2	Motor Brush Kit	All E Series
E5-3	Motor Caps	All E Series
E5-4	Motor Chain	All E Series



Part Number	Description	Model(s)
E5-5	Solenoid Assembly	All E Series
E5-5E	Solenoid Ears	All E Series
EM6-1	Lower Front Cover	All Phoenix Machines
Em6-2	Tank Shelf	All Phoenix Machines
EM6-3	5" Screw (LN2)	All Phoenix Machines
EM6-4	Tape Basket	All Phoenix Machines
EM6-5	Tie Plate	All Phoenix Machines
EM6-7	Tie Rod	All Phoenix Machines
M6-6	Tape Guides	All M Series
E6-6	Tape Guides	E1, E2, E1-C, E2-C
E6-6EV	Tape Guides	All EV Series

Hardware Reference Guide for Phoenix Electric Machines



Reference #	Part #	Description	Quantity	Notes
1	E5-4	MOTOR CHAIN	1	
2	See 4	WASHER	9	Sold with Item 4
3	LN6	GROUND NUT	3	
4	SC8	CPU COVER	9	
5	SC10	BOARD SCREW	4	ALL CPU'S
6	SC5	GROUND SCREW	1	On motor
7	SC7	HEATER WEIGHT SCREW	2	
8	SC1S	CPU SCREW	1	Above Sensor Only
9	SC1	SCREW 10/32x3/8	3	CPU to Frame

Reference #	Part #	Description	Quantity	Notes
10	LN9	NUT FOR IDLER & C.YOKE	2	Idler and Yoke
11	E7-4	YOKE STOP	1	
12	RR2	RETAINING RING	2	Yoke Stop
13	E3-4C	COLLAR	3	Feed wheel Shaft Collar
14	EM6-3	5" SCREW	1	
15	E3-3PIN	NEOPRENE FW PIN	1	Locks Feed Wheel
16	LN8	LOCK NUT	1	Solenoid Bolt
17	E5-5SB	SHOULDER BOLT	1	Solenoid Ears
18	SC1	SCREW 10/32x3/8	8	Tank Shelf, Tape Plate
19	LN2	NUT FOR 10/32 SCREW	6	
20	SC2	SCREW 1/4-20x1/2	14	Solenoid, Tape Basket, Tie Rod
21	LN2	NUT FOR 1/4-20	13	
22	RG-1	RUBBER GROMMET	1	Right Frame
23	EM4-5	ROD	2	Heater, Felt
24	EM4-2	BRASS ROLLER	2	Centers Heater
25	EM4-6	ROD RETAINER	1	Holds Rods
26	SC12	BOLT 1/4-20x1"	3	Motor to Frame
27	LN2	NUT FOR 1/4-20 BOLT	3	
28	RW1	RUBBER WASHER	18	6 on Motor, 12 on Solenoid
29	EM2-4SC	SCREW 10/32x1 3/8"	2	Bottle Bracket
30	LN1	NUT 10/32	2	
31	E4-3CL	HEATER CLAMP	1	Holds Heater Cord
32	RW2	METAL SOLENOID WASHER	4	Not Pictured
33	SC4	SCREW 10-32x1" SCREW	4	Solenoid to Plate (not pictured)
34	LN4	NUT 10/32	4	Nut for Above