



Casterland

LAWN•GARDEN GOLF 2023



GRASS MASTER



XT-41



ZERO-T II





Casterland started business in 1975. Now, after forty years in business, Casterland is Canada's largest and most complete Distributor of OTR Wheel Engineering Tire supplier of Tires, Wheels and Material Handling Equipment. Locally owned, and locally managed with service supply centers from Winnipeg to Vancouver, Casterland maintains large inventories of a broad range products, ensuring rapid service and delivery for all applications.

Our Philosophy

Casterland continuously strives to be the premier distributor of OTR Wheel Engineering Tires, Wheels and Material Handling products to serve our marketplace across North America. Casterland is a leader in our industry, sourcing our products and inventory globally. We serve our customers with professional staff and competitive prices from locations across Canada and throughout North America via our webstore. We provide our staff and customers with a respectful, clean and safe environment.

The Casterman

The Casterman represents all of the professionals who work at Casterland, and who service our customers everyday. He knows everything about casters and helps our customers design the right solution for every difficult application. He is the Caster Expert.

The Casterman believes in the following principles:

- High Quality and Professional service to every customer in every industry
- Shops the world for the best product at the best prices
- Buy from a broad range of suppliers ensuring the right price product for the right job
- Serving our customers long-term. His products have to last, and his customers have to be satisfied
- Having a full and complete inventory on hand





TABLE OF CONTENTS

LAWN • GARDEN • GOLF

TIRES

COMMERCIAL

GRASS MASTER.....	6-7
LITEFOOT.....	7
ZERO-T.....	8
ZERO-T II.....	8
HBR LAWN MASTER.....	9
LAWN BOSS.....	9
HK45.....	10
350 MAG.....	10

RESIDENTIAL

CHEVRON.....	11
CHEVRON II.....	11
ULTRA CHEVRON.....	11
SOFT FOOT.....	12
TURFMANN.....	12

MULTI-PURPOSE

XT-41.....	12
GARDEN MASTER.....	13
LAWN TRAC.....	13
FIELD MASTER.....	13
22 MAG.....	14

SPECIALTY

SMOOTH.....	14
RIB.....	15
RIB ROTARY CUTTER WHEELS.....	15
FLEX SMOOTH.....	16
FLEX RIB.....	16
ROUGH TAMER.....	17
SAWTOOTH.....	17

GOLF • PERSONAL TRANSIT

PROWLER.....	18
TEE MASTER.....	18
FAIRWAY MASTER.....	19
GC.....	19

WHEELS

UNIVERSAL FIT FRONT WHEELS.....	20
UNIVERSAL FIT REAR WHEELS.....	21

TUBES

TUBES.....	22
------------	----

BELTS

HUSTLER RESIDENTIAL BELTS.....	23
WRIGHT BELTS.....	24
WORL DLAWN BELTS.....	25
HUSTLER COMMERCIAL BELTS.....	25
COUNTRY CLIPPER BELTS.....	26

FORK ASSEMBLIES

FORK ASSEMBLIES.....	27
----------------------	----

NEVER DOWN™

NEVER DOWN™ TIRE & WHEEL ASSEMBLIES.....	28
--	----

INFORMATION

WARRANTY INFORMATION.....	29
ISO CERTIFICATION.....	29



LAWN • GARDEN • GOLF

QUICK REFERENCE GUIDE


COMMERCIAL



GRASS MASTER 6



LITEFOOT 7



ZERO-T 8



ZERO-T II 8



HBR LAWN MASTER 9




LAWN BOSS 9



HK45 10



350 MAG



RESIDENTIAL



CHEVRON



CHEVRON II



ULTRA CHEVRON



SOFT FOOT



TURFMANN

MULTI-PURPOSE




XT-41 12



GARDEN MASTER



LAWN TRAC



FIELD MASTER



22 MAG 14



QUICK REFERENCE GUIDE

LAWN • GARDEN • GOLF

SPECIALTY



SMOOTH 14




RIB 15




FLEX SMOOTH



FLEX RIB



ROUGH TAMER



SAWTOOTH



LAWN • GARDEN • GOLF

GOLF • PERSONAL TRANSIT



PROWLER



350 MAG 10



TEE MASTER



FAIRWAY MASTER 10



GC 19



LAWN • GARDEN • GOLF

GRASS MASTER

GRASS MASTER provides exceptional turf-friendly performance for zero-turn, riding and stand-up lawn mowers. Its unique S-shaped tread design optimizes ground contact for superior traction; it won't damage lawns even when making sharp turns and maneuvering on slopes. It's durable, long-lasting and reliable, making it the preferred tire solution for leading OEMs.



PART #	DESCRIPTION	PR	RIM	PSI	SW	OD	LOAD
T802156006	15X6.00-6	2	6X4.50	14	6.22	14.37	570@10 MPH
T804156006	15X6.00-6	4	6X4.5	14	5.98	14.29	570@10 MPH
T804166508	16X6.50-8	4	8X5.375	28	6.42	15.84	615@10 MPH
T804167508	16X7.50-8	4	8X5.375	22	7.03	16.19	760@10 MPH
T186508003	18X6.50-8	4	8X5.375	28	6.5	17	770@10 MPH
T18780002	18X7.00-8	4	8X5.375	26	7.09	17.81	785@10 MPH
T187508001	18X7.50-8	4	8X5.375	24	7.56	17.91	805@10 MPH
T18858007	18X8.50-8	2	8X7	22	8.7	17.91	825@10 MPH
T804188508	18X8.50-8	4	8X7	22	8.5	17.71	825@10 MPH
T804189508	18X9.50-8	4	8X7	24	9.11	18.33	935@10 MPH
T804189508FP	18X9.50-8	4	8X7	24	9.25	18.27	935@10 MPH
T8041885010	18X8.50-10	4	10X7	22	8.41	17.6	780@10 MPH
T80418105010	18X10.50-10	4	10X8.50	22	9.92	17.95	990@10 MPH
T80418105010FP	18X10.50-10	4	10X8.50	22	9.84	18.31	990@10 MPH
T804208008	20X8.00-8	4	8X6.5	22	8.23	19.96	965@10 MPH
T8042010008	20X10.00-8	8	8X7	35	9.88	19.53	1931@10 MPH
T2010508003	20X10.50-8	4	8X7	22	10.31	19.09	1250@10 MPH
T2010508004	20X10.50-8	6	8X7	24	10.31	19.09	990@10 MPH
T8042065010	20X6.50-10	4	10X5.5	24	6.7	19.6	840@10 MPH
T8042080010	20X8.00-10	4	10X6.5	22	7.87	19.67	850@10 MPH
T80420100010	20X10.00-10	4	10X7	22	9.17	19.49	1170@10 MPH
T80420120010	20X12.00-10	4	10X8.5	20	11	19.9	1320@10 MPH
T80222110010	22X11.00-10	2	10X8.50	22	11.14	21.1	1050@10 MPH
T80422110010	22X11.00-10	4	10X8.5	21.1	11.14	21.5	1050@10 MPH
T80423105012	23X10.50-12	4	12X8.5	22	10.55	23.02	1320@10 MPH
T8042395012FP	23X9.50-12	4	12X7	24	9.21	22.95	1375@10 MPH
T80424120012	24X12.00-12	4	12X10.5	20	11.54	23.86	1710@10 MPH
T80424120012FP	24X12.00-12	4	12X10.50	20	12.2	23.23	1710@10 MPH
T8042495012FP	24X9.50-12	4	12X7	24	10.08	23.54	1375@10 MPH
T80425100012	25X10.00-12	4	12X7	22	10.14	25.04	1610@10 MPH
T8042590012	25X9.00-12	4	12X7	8	9.33	23.9	1390@10 MPH
T261212016	26X12.00-12	6	12X10.50	30	12.6	25.43	1760@10 MPH

NOTE: TyrLyners® flat-prevention coating is available for OTR tires—see p.8.
 PRODUCT SPECIFICATIONS AND AVAILABILITY SUBJECT TO CHANGE WITHOUT NOTICE



GRASS MASTER

LAWN • GARDEN • GOLF



OTR'S GRASS MASTER is a recognized industry-leading tire preferred by well-known OEMs. It's our BEST all-around turf tire.

PART #	DESCRIPTION	PR	RIM	PSI	SW	OD	LOAD
T80424120014	24X12.00-14	4	14X10.5	12	11.85	24.09	1820@10 MPH
T8042495014	24X9.50-14	4	14X7	12	9.09	24.06	1375@10 MPH
T80425120012	25X12-12	4	12X10.5	20	12.52	25	1740@10 MPH
T80426120012	26X12.00-12	4	12X10.5	20	12.6	25.08	1760@10 MPH
T80426105012	26X10.50-12	4	12X8.5	22	11.02	26.1	1590@10 MPH
T8042695012FP	26X9.50-12	4	12X7	20	9.53	25.35	1590@10 MPH
T801031155015	31X15.50-15	10	15X13	60	14.83	30.61	4225@10 MPH

LITEFOOT

LITEFOOT delivers good performance and value, with exceptional traction, turf-protection and durability. It's especially well-suited for smaller turf equipment as an alternative to our premium Grass Master tire.



PART #	DESCRIPTION	PR	RIM	PSI	SW	OD	LOAD
T40422510008	22.5X10.00-8	4	8X8	22	10.24	22.6	1390@10 MPH
T40422100010	22X10.00-10	4	10X8	20	9.53	22.24	1200@10 MPH
T40422110010FP	22X11.00-10	4	10X8.50	22	11.2	21.6	1395@10 MPH
T4042295010	22X9.50-10	4	10X7.50	20	9.61	22.05	1200@10 MPH
T40423105012	23X10.50-12	4	12X8.50	20	9.96	23.03	1320@10 MPH
T406231050360	23X10.50-360	6	14X8	40	9.38	23.2	1320@10MPH
T40423110010FP	23X11.00-10	4	10X8.50	22	11.2	21.6	1480@10 MPH
T231212001	23X12.00-12	4	12X10.50	20	12.34	23.23	1710@10 MPH
T40424120012	24X12.00-12	4	12X10.50	20	12.34	23.23	1710@10 MPH
T4042495012	24X9.50-12	4	12X7	24	9.78	23.27	1375@10 MPH
T261212011	26X12.00-12	4	12X10.50	20	12.8	24.8	1760@10 MPH
T40426140012	26X14.00-12	4	12X10.50	18	13.74	25.71	1500@10 MPH
DKNCH	33X12LL500	10	19.5X11.75	46	13.5	31.92	3860@5 MPH
DKNCA	33X16LL500	10	19.5X14	38	15.96	32.98	10300@STATIC



LAWN • GARDEN • GOLF

ZERO-T

LAWN • GARDEN • GOLF

ZERO-T delivers an exceptional all-terrain mowing solution, whether operating on flat ground or slopes, with a unique tread pattern that will not damage grass. It enables mowers to go up to 15% faster than conventional turf tires, while making tighter turns. It's also designed to reduce shock and vibration, with superior puncture resistance as well.



PART #	DESCRIPTION	PR	RIM	PSI	SW	OD	LOAD
T13304167508	16X7.50-8	4	8X5.375	22	7.6	15.98	760@10 MPH
T133042080010FP	20X8.00-10	4	10X7	22	8.35	20.16	850@10 MPH
T1330420100010	20X10.00-10	4	10X7	22	9.84	20.1	1170@10 MPH
T1330422110010	22X11.00-10	4	10X8.50	22	11.18	22.06	1480@10 MPH
T1330423105012	23X10.50-12	4	12X8.5	20	10.55	23.11	1320@10 MPH
T1330424120010	24X12.00-10	4	10X8.50	22	11.81	23.91	1710@10 MPH
T1330424120012	24X12.00-12	4	12X9.50	20	12.05	24.02	1710@10 MPH
T1330426120012	26X12.00-12	4	12X9.50	20	12.01	25.98	1760@10 MPH

ZERO-T II



ZERO-T II is the ideal tire for zero-turn mowers operating on slopes and rough terrain, using a squared shoulder and large voids between lugs to optimize flex and ground contact for improved grip. Its tread pattern ensures safe operation while minimizing vibration, featuring a premium compound that improves puncture resistance.

PART #	DESCRIPTION	PR	RIM	PSI	SW	OD	LOAD
T1600424120012	24X12.00-12	4	12X9.50	20	11.33	23.66	1710@10 MPH



TyrLynner®

TyrLynner® is a proprietary material securely applied to the inside of a tire's casing to extend life and enhance safe operation. Its "self-healing" technology ensures the tire is sealed when punctured or cut by objects up to ¼". It's especially popular for OTR's flagship tire, the Grass Master, and other tires used for turf, utility and agricultural equipment. The coating is applied at an OTR facility for original equipment manufacturers, distributors and consumers looking to enhance tire safety and productivity.



HBR LAWN MASTER

LAWN • GARDEN • GOLF



HBR LAWN MASTER is a low-profile tire designed to minimize ground compaction. Lugs angled diagonally across the tire's contact patch, coupled with gently sloping shoulders make this a well-suited tire for residential mowing and turf requiring extra care. Its wide stance improves grip and handling as well.

PART #	DESCRIPTION	PR	RIM	PSI	SW	OD	LOAD
T8702156008	15X6.00-8	2	8X4.5	14	5.75	14.84	355@10 MPH
T87022085012FP	20X8.50-12	2	12X7.5	10	8.74	19.96	585@10 MPH
T870422100014	22X10.00-14	4	14X8	22	9.61	22.28	1230@10 MPH
T87042495014	24X9.50-14	4	14X8	20	9.37	24.13	1375@10 MPH
T870426120016	26X12.00-16	4	16X10.5	20	12	26.1	1820@10 MPH

LAWN • GARDEN • GOLF

LAWN BOSS

LAWN BOSS is a multi-purpose tire with a low profile and S-shaped lugs that fit a variety of machines. Its versatility and durability makes the tire a good all-around solution for professionals and consumers.



PART #	DESCRIPTION	PR	RIM	PSI	SW	OD	LOAD
T11904188508	18X8.50-8	4	8X7	22	8.7	18.23	825@10 MPH
T119042010008	20X10.00-8	4	8X8	22	10.24	19.84	1190 @ 10 MPH
T1190420100010	20X10.00-10	4	10X8	22	10.28	20.21	1170@10 MPH
T11904201000012	20X10.00-12	4	12X8	22	9.69	20.16	1100@10 MPH
T1190420120010	20X12.00-10	4	10X9.5	20	11.73	20.24	1320@10 MPH
T1190422510008	22.5X10.00-8	4	8X8	22	10.24	22.56	1390@10 MPH
T119042295010	22X9.50-10	4	10X7.50	20	9.33	22.2	1200@10 MPH
T119042310008	23X10.00-8	4	8X8	22	10.12	23.11	1430@10 MPH
T1190423105012	23X10.50-12	4	12X8.50	24	10.87	23.35	1570@10 MPH
T1190424120010	24X12.00-10	4	10X9.50	20	11.97	24.06	1710@10 MPH
T119042512009	25X12.00-9	4	9X9.50	20	12.13	24.96	1820@10 MPH



LAWN • GARDEN • GOLF

HK45

HK45 is an all-purpose, non-directional tire featuring a unique geometric lug design that achieves excellent balance between traction—straight line and cornering—and handling on flat and sloped ground. Its sidewalls are reinforced for puncture-resistance and durability.



PART #	DESCRIPTION	PR	RIM	PSI	SW	OD	LOAD
T24450418110010	18X11.00-10/4PR	4	10X8.5	22	9.5	17.72	1100@10 MPH

350 MAG



350 MAG is one of OTR's best all-around tires, whether used in turf, ATV or utility vehicle applications. Its open, non-directional tread pattern and distinctive diamond-shaped lugs, located on the tire's shoulders, optimize handling and grip, for exceptional performance. It handles heavier loads while providing a comfortable ride, making it a preferred tire for OEMs and consumers.

PART #	DESCRIPTION	PR	RIM	PSI	SW	OD	LOAD
T243504166508	16X6.50-8	4	4	28	6.3	16	640@10MPH
T24350618105010	18X10.50-10	6	10X8.5	TBA	TBA	TBA	TBA
T2435041885010	18X8.50-10	4	10X7	TBA	TBA	TBA	TBA
T2435042010008	20X10.00-8	4	8X7	22	10.04	19.69	1200@10MPH
T24350622110010	22X11.00-10	6	10X8	34	10.91	22.09	1480@10MPH
T24350623105012	23X10.50-12	6	12X8.5	22	10.31	22.91	1320@10MPH
TBA	24X12.00-12	6	12X8.8	TBA	TBA	TBA	TBA
T24350626120012	26X12.00-12	6	12X10.5	20	12.35	25.1	2270@10MPH

350 MAG is an industry-recognized tire used by leading OEMs. It's a premium tire in terms of durability, ride comfort, long life and load-bearing capacity.

TERRIFIC IN ALL CONDITIONS



"I have had my Kioti Mechron since 2015. I use it every day to do all my chores on my property. The OTR 350 MAG has been just terrific, in all conditions—2 wheel, 4 wheel, diff lock—I've done it all. They have worn well with plenty of tread left, and have never had any kind of issues."

Matt Ivey, Cowlitz River Rigging-Kioti Tractor



CHEVRON

LAWN • GARDEN • GOLF



CHEVRON is a non-directional tire with a proven tread pattern that is well suited for smaller equipment, providing good traction, stability, durability and value for the money. It's an excellent utility tire for residential turf care.

PART #	DESCRIPTION	PR	RIM	PSI	SW	OD	LOAD
T5604135006	13X5.00-6/4PR	4	6X3.5	22	4.69	12.72	440@10 MPH
T5604136506	13-6.50-6/4PR	4	6X4.5	28	6.3	13.27	460@10 MPH
T10104188508	18X8.50-8/4PR	4	8X7	22	8.28	17.77	825@10 MPH



CHEVRON II

CHEVRON II is a non-directional tire with a tapered shoulder that enhances grip, especially on slopes. It's a step up from our Chevron tire, offering improved traction for professional turf care. It's also durable, with a long-lasting tread.

PART #	DESCRIPTION	PR	RIM	PSI	SW	OD	LOAD
T10104114004	11X4.00-4	4	4X3	46	3.94	11.34	340@10 MPH
T10104156006	15X6.00-6	4	6X4.5	30	6.26	14.65	565@10 MPH
T10104166508	16X6.50-8	4	8X5.375	28	6.44	15.82	615@10 MPH
T10104167508	16X7.50-8	4	8X5.375	24	7.05	16.57	675@10 MPH
T10104186508	18X6.50-8	4	8X5.5	28	7.15	17.87	770@10 MPH
T10104189508	18X9.50-8	4	8X7	24	9.25	17.91	935@10 MPH
T101042010008	20X10.00-8	4	8X8	22	9.84	19.88	1200@10 MPH
T101042080010	20X8.00-10	4	10X6	24	7.91	20	850 @10 MPH
T1010420100010	20X10.00-10	4	10X7	24	7.91	20	935@10 MPH

ULTRA CHEVRON

ULTRA CHEVRON II is a premium non-directional tire with ply ratings of 4, 6 and 12 for heavy-duty turf applications. Its high-quality construction ensures excellent durability and long tread life, featuring square shoulders that improve handling and grip—the ideal solution for a wide range of equipment.



PART #	DESCRIPTION	PR	RIM	PSI	SW	OD	LOAD
T560424130012	24X13.00-12	4	12X10.5	18	12.87	22.68	1730@10 MPH
T5604265140012	26.5X14.00-12	4	12X10.5	18	14.17	26.42	2170@10 MPH
T560626120014	26X12.00-14	6	14X9.50	32	12.28	26.02	2470@10 MPH
T560429140015	29X14.00-15	4	15X12	18	13.9	28.9	4210@10 MPH
T561229140015	29X14.00-15	12	15X12	75	13.9	29.33	4210@10 MPH

LAWN • GARDEN • GOLF



LAWN • GARDEN • GOLF

SOFT FOOT

SOFT FOOT is a turf tire featuring a less aggressive tread with diagonal low-profile lugs on the inside of the tire. Its smooth outer surface area and sharp radius on the shoulder improves grip. It's designed to maximize ground contact with minimal damage to grass, especially when used in residential applications.



PART #	DESCRIPTION	PR	RIM	PSI	SW	OD	LOAD
T1050424130012	24X13.00-12	4	12X10.50	18	12.55	24	1730 @ 10 MPH

TURFMANN



TURFMANN features knobby lugs with siped treads that maximize ground contact for improved grip, especially on slopes. This design also improves steering and tracking, and gives the tire a unique look.

PART #	DESCRIPTION	PR	RIM	PSI	SW	OD	LOAD
TR17202166008EU	16X6.00-8	2	8X4.375	14	6.1	15.9	385 @ 10MPH
TR17202178008EU	17X8.00-8	2	8X6.5	10	7.7	16.9	465 @ 10MPH

XT-41

XT-41 is a game-changing "hybrid" tire blending R4 and R1 tread patterns for maximum flexibility in operating on- or off-road. Its high tread-to-void ratio improves wear when driving on asphalt, with an overlapping centerline tread design for improved ride comfort. It also features rock ejectors in between lugs to ensure high performance when operating turf equipment in wet or muddy conditions. (This tire also works in UTV and agricultural applications!)



PART #	DESCRIPTION	PR	RIM	PSI	SW	OD	LOAD
T198041885010	18X8.50-10	4	10X7	22	7.88	17.92	780@10MPH
T198062385012	23X8.50-12	6	12X7	35	8.35	22.8	1470@10MPH
T1980426120012	26X12.00-12	4	12X10.5	20	11.84	26.07	1760@10MPH
T1980612165	12X16.5	6	16.5X9.75	40	11.69	33.48	4180@5MPH

XT-41 is OTR's tire of the future, delivering maximum value and game-changing performance. Its innovative hybrid tread design optimizes traction, durability and ride-comfort for use in a wide range of environments.



GARDEN MASTER

LAWN • GARDEN • GOLF



GARDEN MASTER is a multi-purpose tire for turf equipment operating in a variety of conditions, including sand and soft and hard pack. It's a directional tire with an R4 pattern and lug design that improves traction on hard and soft surfaces. It's self-cleaning, with a herringbone lug design that ejects mud and debris.

PART #	DESCRIPTION	PR	RIM	PSI	SW	OD	LOAD
T99041885010	18X8.50-10	4	10X7	22	8.25	17.76	780@10 MPH
T990426120012	26X12.00-12	4	12X10.5	20	12	26	1760@10 MPH



LAWN TRAC

LAWN TRAC provides an open, deep lug design with large footprint that maximizes ground contact for better grip—an excellent all-around solution for operating in muddy fields or on hills. It's self-cleaning, with lugs designed to eject mud and debris away from the tire, so there is no slowing down.

PART #	DESCRIPTION	PR	RIM	PSI	SW	OD	LOAD
T10004167508	16X7.50-8	4	8X5.375	24	7.13	16.42	710 @ 10 MPH
T100041885010	18X8.50-10	4	10X7	22	8	17.8	780 @ 10 MPH
T10004188508	18X8.50-8	4	8X7	22	8.38	18.11	825 @ 10 MPH
T1000423105012	23X10.50-12	4	12X8.50	20	10.55	23.09	1320 @ 10 MPH
T1000424120012	24X12.00-12	4	12X10.5	20	12.15	24	1710 @ 10 MPH
T1000426120012	26X12.00-12	4	12X10.5	20	12.28	25.98	1760 @ 10 MPH
T261212025	26X12.00-12	8	12X8.5	48	12.08	25.6	2835 @ 15 MPH

FIELD MASTER

FIELD MASTER provides a more aggressive tread with angled lugs to enhance grip on rough terrain. It's wide stance and reinforced casing ensure stability and durability, providing a flexible solution for applications such as heavy-duty turf and agriculture, delivering a good overall value.



PART #	DESCRIPTION	PR	RIM	PSI	SW	OD	LOAD
T10404135006	13X5.00-6	4	6X3.25	20	4.7	13	295 @ 10 MPH
T10406166508	16X6.50-8	6	8X5.375	28	6.8	16.4	615@10 MPH
T10402189508	18X9.50-8	2	8X7	12	8.74	17.91	935@10 MPH
T10404189508	18X9.50-8	4	8X7	12	8.66	18.66	935@10 MPH
T104042010008	20X10.00-8	4	8X7	22	9.5	20.3	1200@10 MPH
T23105012009	23X10.50-12	4	12X8.50	22	10.24	23.23	1570@10 MPH
T1040623105012	23X10.50-12	6	12X8.50	32	10.24	23.23	1760@10 MPH
T1040426120012	26X12.00-12	4	12X10.50	20	11.81	26.18	1780@10 MPH
T261212022	26X12.00-12	8	12X10.50	50	12	26	3020@10 MPH
T188044804008	4.80X4.00-8	4	8X3	42	4.33	17.01	500@5 MPH

LAWN • GARDEN • GOLF



LAWN • GARDEN • GOLF

22 MAG

22 MAG features a smooth bar tread to enhance traction, especially on rough terrain, as well as wet and muddy conditions. It also provides more load-bearing capacity for vehicles and machines doing heavy-duty jobs.



PART #	DESCRIPTION	PR	RIM	PSI	SW	OD	LOAD
T2404222080010	20X8.00-10	4	10X6	22	7.76	19.72	1025@10 MPH
T240222111008	22X11.00-8	4	8X8.5	22	10.9	21.2	1390 @ 10 MPH
T240422225110010	22.5X11.00-10	4	10X8.5	22	10.9	22.2	1520 @ 10 MPH
T24042222110010	22X11.00-10	4	10X8.5	22	10.8	22	1480 @ 10 MPH
T24042223105012	23X10.50-12	4	12X8.5	24	10.67	23.3	1320 @ 10 MPH
T24042224120012	24X12.00-12	4	12X9.5	20	12.28	24.37	1710 @ 10 MPH

SMOOTH



SMOOTH is wide tire with exceptional ground contact for improved stability and maneuverability with no risk of damaging lawns. Sidewall construction is robust, enhancing puncture-resistance and long-life.

PART #	DESCRIPTION	PR	RIM	PSI	SW	OD	LOAD
T5504114005	11X4.00-5	4	5X2.5	46	3.9	10.85	330@10 MPH
T5504115005	11X5.00-5	4	5X3	46	4.49	11.14	355@10 MPH
T1165003	11X6.00-5	4	5X3	29	5.18	10.94	430@10 MPH
T5504135006	13X5.00-6	4	6X3.25	40	4.72	12.6	440@10 MPH
T5504136506	13X6.50-6	4	6X5	28	6.12	12.72	460@10 MPH
T5504138006	13X8.00-6	4	7X6	22	7.97	12.83	440@10 MPH
T5508156006	15X6.00-6	8	6X4.50	52	6.3	14.8	565@10 MPH
T550418105010	18X10.50-10	4	10X8.5	22	9.91	18.85	990@10 MPH
T55041810508	18X10.50-8	4	8X8	22	9.88	18.58	990@10 MPH
T5504189508	18X9.50-8	4	8X7	22	8.8	17.7	935@10 MPH
T550220100010	20X10.00-10	2	10X8.5	12	9.8	19.5	815@10 MPH
T550493504	9X3.50-4	4	4X2.5	50	3.43	9.06	352@10 MPH



RIB

LAWN • GARDEN • GOLF



RIB is a grooved tire with excellent traction and durability designed for a wide range of turf applications, including rotary cutters. Its circumferential ribs and broad shoulders enhance operation in wet conditions, with a low-impact design that minimizes turf damage.

PART #	DESCRIPTION	PR	RIM	PSI	SW	OD	LOAD
T1504114005	11X4.00-5	4	5X3	46	4.2	10.7	210 @ 10 MPH
T1504135006	13X5.00-6	4	6X3.5	40	4.69	12.72	440@10MPH
T1504136506	13X6.50-6	4	6X4.5	28	6.4	13	480@10MPH
T1504156006	15X6.00-6	4	6X4.5	30	6.02	14.21	565@10MPH
T6204166508	16X6.50-8	4	8X5.375	28	6.53	16.1	615@10MPH
TR6206188508	18X8.50-8	4	8X7	22	8.4	17.87	825@10MPH
T7904189508	18X9.50-8	4	8X7	24	9.41	17.44	935@10MPH
T6204189508	18X9.50-8	4	8X7	24	9.41	17.44	935@10MPH
T150420100010	20X10.00-10	4	10X8	22	9.45	19.6	1170@10MPH
T740420100010	20X10.00-10	4	10X8	22	9.45	19.7	1170@10MPH
*T125162170012	21X7.00-12	16	12X5.5	50	7.01	21.38	1390@10MPH
T150623105014	23X10.50-14	6	14X8.5	36	10.69	22.95	1870@10MPH
*T152202480014	24X8.00-14	20	14X6	50	7.91	24.21	1870@10MPH
*T125082570018	25X7.00-18	8	18X6	54	6.97	25.43	1610@10MPH
*T1252426900145	26X9.00-14.5	16	14.5X6	50	8.94	26.57	2400@10MPH
*T141082780018	27X8.00-18	8	18X6	50	7.87	27.05	2090@10MPH
T2020867015	6.70-15 SL	8	15X5	44	7.11	27.78	1930@10MPH

*Tire used in rotary cutter application.

RIB ROTARY CUTTER WHEELS

ROTARY CUTTER WHEELS are available for select Rib tires. These wheels are designed to withstand shock and vibration, with tight tolerancing to ensure durability and performance. OTR's wheels are protected from corrosion and exposure to extreme weather. Sizes range from 12" to 18", in one- and two-piece configurations.



PART #	WHEEL DIAMETER	OFFSET	BOLT PATTERN	PILOT HOLE	WHEEL TYPE	NUT ANGLE	TIRE FITMENT	COLOR
W125002	12X5	ZERO	5 ON 5.5	4"	1 PIECE	FLAT	20X7.00-12	BLACK
W1255004	12X5.5	ZERO	4 ON 5	3.65"	2 PC W/BOLT KIT	90	21X7.00-12	JD YELLOW
W1255001	12X5.5	ZERO	4 ON 5	3.65"	2 PC W/BOLT KIT	90	21X7.00-12	BLACK
W146002	14X6	ZERO	5 ON 5.5	4"	2 PC W/BOLT KIT	90	24X8.00-14	BLACK
W1456001	14.5X6	ZERO	5 ON 5.5	4"	2 PC W/BOLT KIT	90	26X9.00-14.5	BLACK
W186004	18X6	ZERO	5 ON 5.5	4"	1 PIECE	FLAT	25X7.00-18	BLACK
W186004	18X6	ZERO	5 ON 5.5	4"	1 PIECE	FLAT	27X8.00-18	BLACK




LAWN • GARDEN • GOLF

SEMI PNEUMATIC FLEX

LAWN • GARDEN • GOLF

FLEX SMOOTH is a heavy duty semi-pneumatic tire designed to minimize turf damage. It features a wide contact patch and smooth tread for stability and reduced vibration. Crowned versions improve grip on gentle slopes as well.



PART #	DESCRIPTION	PR	RIM	PSI	SW	OD	LOAD
53-186	10.25X3.25	N/A		N/A	3.25	10.25	TBA
TSPS114005	11X4.00-5	N/A	5X3.25	N/A	4.09	10.87	325@10MPH
TSPS1165005	11X6.00-5	N/A	5X3	N/A	5.12	11.41	365 @ 10MPH
700707953	12X3.50-6	N/A	6X3	N/A	3.5	12	500 @ 10MPH
TSPS135006325	13X5.00-6	N/A	6X3.25	N/A	4.67	12.32	460@10MPH
TSPSC136506450	13X6.50-6 CROWN FLAT TOP	N/A	6X4.5	N/A	5.81	12.68	440@10MPH
TSPS156006450	15X6.00-6	N/A	6X4.5	N/A	5.81	14.14	570@10MPH
TSPS156006R	15X6.00-6 CROWN FLAT TOP	N/A	6X4.5	N/A	5.94	14.13	570@10MPH
TSPS156508	15X6.50-8	N/A	8X4.5	N/A	5.91	14.96	260@10MPH
TSPSC156508	15X6.50-8 CROWN FLAT TOP	N/A	8X4.5	N/A	5.91	14.98	330@10MPH
TBA	4.10/3.50-4	N/A	4X	N/A	3.4	10.4	TBA
4124193	8X1.75	N/A	8X	N/A	1.65	7.88	TBA
TSPS83004	8X3.00-4	N/A	4X2.25	N/A	2.98	8.41	TBA
TSPS93504225	9X3.50-4	N/A	4X2.25	N/A	3.23	9.07	260@10MPH

SEMI PNEUMATIC FLEX RIB

FLEX RIB is a semi-pneumatic tire with a ribbed tread and robust construction that delivers excellent traction and ride comfort. It's a good all-around tire for smaller equipment used in residential turf care, plus it's maintenance-free (no air required).



PART #	DESCRIPTION	PR	RIM	PSI	SW	OD	LOAD
483855	11X4.00-5	N/A	5X3.25	N/A	4.2	10.9	325@10MPH
483866	13X6.50-6	N/A	6X4.5	N/A	5.8	12.7	440@10MPH
TSP156006	15X6.00-6	N/A	6X4.5	N/A	5.9	14.2	570@10MPH
4124192	8X2.5-4	N/A	4X2.25	N/A	2.5	8	125@5MPH

SEMI-PNEUMATIC TIRES provide a maintenance-free solution. They use a solid rubber core with a hollow air-pocket running through the center of the tire; there are no tubes or valve stems. In addition to being cost-effective, these tires provide a smooth ride. Plus, OTR's tires are constructed with tight tolerancing to ensure a "lock-fit" with the wheel.



ROUGH TAMER

LAWN • GARDEN • GOLF



ROUGH TAMER provides an aggressive tread and unique lug pattern designed to ensure grip and traction. Ground contact is evenly dispersed to protect grass.

PART #	DESCRIPTION	PR	RIM	PSI	SW	OD	LOAD
T11602166508	16X6.50-8	2	8X5.375	14	6.56	15.9	615@10MPH
T116024103504	4.10/3.50-4	2	4X2.25	24	3.66	10.2	340@10MPH
T116024103505	4.10/3.50-5	2	5X2.25	24	3.66	11.1	340@10MPH
T116024103506	4.10/3.50-6	2	6X2.25	24	3.94	12.3	290@10MPH
T116044804008	4.80/4.00-8	2	8X2.5	42	4.65	16.7	500@5MPH

LAWN • GARDEN • GOLF

SAWTOOTH



SAWTOOTH features an aggressive tread pattern that improves traction whether operating in front or rear-wheel drive. It's a good solution for residential use and for vehicles operating inside buildings.

PART #	DESCRIPTION	PR	RIM	PSI	SW	OD	LOAD
T60644103506	4.10/3.50-6	4	6X3.25	50	3.9	12.8	445 @ 10MPH



NEVER DOWN™ is our groundbreaking tire and wheel assembly (see page 28). It's an ideal solution for operators focused on productivity and safety, who can't afford downtime from flat tires. There is **NO** maintenance, **NO** loss of income and **NO** worries even when operating on rough terrain!





LAWN • GARDEN • GOLF

PROWLER

LAWN • GARDEN • GOLF

PROWLER is OTR's premium turf-friendly tire. Its unique siped lugs with a continuous flat center tread element provide excellent traction on wet turf, while reducing wear on asphalt. (It's popular for UTV and worksite applications as well.)



TIRE PART #	DESCRIPTION	PR	PSI	LOAD	WHEEL PART #	TYPE	COLOR	ASSEMBLY PART #
T1550423105012	23X10.50-12	4	20	1320@10MPH	1207026BK	ALUMINUM	BLACK	OTR21
T1550423105012	23X10.50-12	4	20	1320@10MPH	1207026CH	ALUMINUM	SILVER	OTR22
T1550423104014*	23X10.50-14	4	24	1480@10MPH	1407011	ALUMINUM	BLACK	OTR23
T1550625100012H	25X10.00-12	6	32	1980@10MPH	N/A	N/A	N/A	N/A

*DOT Approved

PROWLER is our most popular tire for golf carts featuring a unique OTR tread design that sets it apart from off-the-shelf replacements.

TEE MASTER

TEE MASTER is a radial golf tire designed for low rolling resistance, which in turn extends battery life. Its flat profile ensures excellent traction and stability, with less noise on hard surfaces—an ideal solution for golf carts used in residential areas.



TIRE PART #	DESCRIPTION	PR	PSI	LOAD	WHEEL PART #	TYPE	COLOR	ASSEMBLY PART #
T1560420540R14*	205/40R14	4	22	880@10MPH	1407011	ALUMINUM	BLACK	OTR19
T1560420565R10*	205/65R10	4	22	990@10MPH	1007009	ALUMINUM	BLACK	OTR15
T1560420565R10*	205/65R11	4	22	990@10MPH	1007009CH	ALUMINUM	SILVER	OTR16
T1560421535R12*	215/35R12	4	24	880@10MPH	1207026BK	ALUMINUM	SILVER	OTR17
T1560421535R12*	215/35R12	4	24	880@10MPH	1207026CH	ALUMINUM	BLACK	OTR18
T1560418850R8*	18X8.50-8	4	22	825@10MPH	219823101	STEEL	WHITE	OTR20

*DOT Approved

ABSOLUTE SMOOTHEST RIDE



"The TEE MASTER radial has the absolute smoothest ride of any tire I've seen introduced to Golf market in the last ten years. The key I believe to its success, was extended testing and R&D in its unique build structure. I've yet to have one complaint from a customer about noise, vibration, or unusual wear characteristics. If there is any tire I would endorse and put me and family on board with, it would be the TEE MASTER."

Eric Huth – Sales Manager, Augusta Golf Cars - AGC



FAIRWAY MAS-

LAWN • GARDEN • GOLF



FAIRWAY MASTER combines a unique tread pattern and rugged construction for a smooth ride with durability—ideal for golf and utility vehicles, whether driving on turf or asphalt. It features a gently squared shoulder that enhances grip on slopes with no damage to grass.

TIRE PART #	DESCRIPTION	PR	PSI	LOAD	WHEEL PART #	TYPE	COLOR	ASSEMBLY PART #
T117042055010*	205/50-10	4	30	675@10MPH	1007009	ALUMINUM	BLACK	OTR1
T117042055010*	205/50-10	4	30	675@10MPH	10070401-411	STEEL	BLACK	OTR2
T117042253512*	225/35-12	4	30	750@10MPH	1207026CH	ALUMINUM	SILVER	OTR11
T117042253512*	225/35-12	4	30	750@10MPH	1207026BK	ALUMINUM	BLACK	OTR12

*DOT Approved

BEST RIDING TIRE



"The Fairway Master is one of the best riding tires we have used. Specifically designed for today's cart market, it has low vibration, low noise, and wears as well or better than any tire on the market. From tire to tire, the Fairwaymaster is consistent with all these traits."

Gadsden Golf Carts

GC

GC is a non-directional tire with a wide footprint, reinforced sidewall and tread pattern for stability and durability. It's competitively priced, delivering more value.



TIRE PART #	DESCRIPTION	PR	PSI	LOAD	WHEEL PART #	TYPE	COLOR	ASSEMBLY PART #
T5094188508*	18X8.50-8	4	22	825@10MPH	219823101	STEEL	WHITE	501240-C

*DOT Approved

Golf cart tires and wheels are generally sold as assemblies - reference assembly part numbers as required. Tires are sold separately for service replacements.

OTR'S 350 MAG—SEE PAGE 10—IS ALSO POPULAR IN LIFTED GOLF CARTS USED FOR PERSONAL TRANSIT.



For tire part number T24350422110010 (22x11.00-10), specify either wheel part number 10080401-411 (steel, black) (assembly part number OTR4) or 1007008 (aluminum, black) (OTR130; for tire part number T24350423105012 (23x10.50-12), specify either wheel part number 1207026CH (aluminum, silver) (OTR5) or 1207026BK (aluminum, black) (OTR6); and for tire part number T24350423105014 (23x10.50-14), specify wheel part number 1407011 (aluminum, black). **Consult with your OTR sales representative as needed.**



LAWN • GARDEN • GOLF

UNIVERSAL FIT FRONT WHEELS



OTR'S LAWN, GARDEN AND TURF WHEELS—front and rear— range from 4" to 14", covering popular tire sizes and applications. Wheels are available in steel and aluminum (for golf tires), in black, white or silver. Specialty options include rotary cutter wheels and styled wheels for lifted golf carts used in personal transit. OTR wheels are engineered with tight tolerances to ensure fitment, stability and durability.

PART #	WHEEL SIZE	TIRE SIZE	HUB LENGTH	CENTER ID	BEARING TYPE	COLOR
W4225006	4X2.25	4.10/3.50-4	3.5"	16.0MM	CAGE	WHITE
W53025	5X3	11X4.00-5	4.0"	16.0MM	SEALED	WHITE
W53012	5X3	11X4.00-5	4.1"	13.5MM	SEALED	WHITE
W6325018	6X3.25	13X5.00-6	5.6"	13.5MM	SEALED	WHITE
W6325015	6X3.25	13X5.00-6	5.8"	13.5/18.8MM	TAPER	WHITE
W645014	6X4.5	13X6.50-6/15X6.00-6	7.3"	13.5/18.8MM	TAPER	BLACK
W645007	6X4.5	13X6.50-6/15X6.00-6	7.3"	13.5/18.8MM	TAPER	WHITE
W645022	6X4.5	13X6.50-6/15X6.00-6	6.97"	13.5/18.8MM	TAPER	BLACK



STYLED OTR ALUMINUM WHEELS are available for select golf and personal transit vehicles.



UNIVERSAL FIT REAR WHEELS

LAWN • GARDEN • GOLF



PART #	WHEEL SIZE	TIRE SIZE	BOLT PATTERN	OFFSET	COLOR
W8375006	8X3.75	4.80X8	4ON4	ZERO	WHITE
W8375009	8X3.75	4.80-8	5ON4.5	ZERO	WHITE
W85375001	8X5.375	16X6.50-8	4ON4	ZERO	WHITE
W85375007	8X5.375	16X6.50-8	5ON4.5	ZERO	WHITE
W86188006	8X6.188	16X7.50-8	4ON4	-1.3	WHITE
W8693003	8X6.93	18X8.50-8	4ON4	-0.89	WHITE
W87007	8X7	18X8.50-8	4ON4	0.08	BLACK
W87008	8X7	18X8.50-8	4ON4	0.08	WHITE
W87012	8X7	18X8.50-8	4ON4	0.08	ALMOND
W87011	8X7	18X8.50-8	4ON4	ZERO	WHITE
W87010	8X7	18X8.50-8	5ON4.5	-0.08	WHITE
W910001	9X10	25X12.00-9	5ON4.5	0.5	WHITE
W106011	10X6	20X8.00-10	4ON4	ZERO	WHITE
W106006	10X6	20X8.00-10	5ON4.5	-0.31	WHITE
W10705	10X7	18X8.50-10	4ON4	-0.5	WHITE
W10720	10X7	18X8.50-10	5ON4.5	-1.38	WHITE
W1085006	10X8.5	20X11/12.00-10	4ON4	-1.23	WHITE
W127007	12X7	23X8.50-12	4ON4	-0.75	WHITE
W127025	12X7	23X8.50-12	5ON4.5	ZERO	WHITE
W128004	12X8	25X10.00-12	5ON4.5	ZERO	ALUMINUM
W1285046	12X8.5	23X10.50-12	4ON4	-1.0	WHITE
W1285034	12X8.5	23X10.50-12	5ON4.5	0.81	WHITE
W12105039	12X10.5	26X12.00-12	4ON4	-1.125	WHITE
W12105013	12X10.5	26X12.00-12	5ON4.5	ZERO	WHITE
W12105033	12X10.5	26X12.00-12	6ON6	ZERO	WHITE

LAWN • GARDEN • GOLF



LAWN • GARDEN • GOLF

TUBES



OTR'S TRANS AMERICAN RUBBER BRAND TUBES feature 100% butyl rubber for a premium tube solution. Tubes extend tire life, prevent air leakage and add weight for improved traction. Butyl provides distinct advantages for turf equipment:

- Improved shock absorption and ride comfort.
- Excellent weatherability; resistance to heat, moisture and chemical attack.
- Durability; resistant to flexing, abrasion and tearing.


LAWN • GARDEN • GOLF

PN	DESCRIPTION	VALVE	TYPE
9B01NB	2.80/2.50-4	TR-87	BIAS
9B02NB	4.10/3.50-4	TR-13	BIAS
9B03NB	4.10/3.50-4	TR-87	BIAS
9B04NB	11X4.00/4.50/6.00-5	TR-87	BIAS
9B05NB	4.10/3.50-5	TR-13	BIAS
9B06NB	4.10/3.50-5	TR-87	BIAS
9B07NB	4.10/3.50-6	TR-13	BIAS
9B09NB	4.10/3.50-6	TR-87	BIAS
9B10NB	13X4.50/5.00/5.30-6	TR-13	BIAS
9B12NB	13X5.00-6	TR-87	BIAS
9B15NB	15X6.00-6	TR-13	BIAS
9B19NB	3.25/3.50-8	TR-13	BIAS
9B32NB	18X7-8	TR-87A	BIAS
9R20NB	5.00/5.70R-8	TR-JS2	RADIAL
9R22NB	4.80R-8	TR-87A	RADIAL
9R24NB	5.00/5.70R-8	TR-13	RADIAL
9R25NB	5.70R-8	TR-87A	RADIAL
9R27NB	16X6.50/7.50R-8	TR-13	RADIAL
9R30NB	18X8.50/9.50R-8	TR-13	RADIAL
9R33NB	21X12.00/22X11.00R-8	TR-6	RADIAL
9R36NB	25X12.00R-9	TR-6	RADIAL
9R39NB	20.5X8R-10	TR-13	RADIAL
9R42NB	23X8.50/9.50R-12	TR-14	RADIAL
9R44NB	26X12.00R-12	TR-15	RADIAL
9R45NB	26X12.00R-12	TR-16	RADIAL
9R48NB	27X9.50/10.50R-12	TR-17	RADIAL
9R60NB	22X8-10	TR-6	RADIAL



BELTS

LAWN • GARDEN • GOLF



OTR OFFERS OEM REPLACEMENT V-BELTS for commercial and residential turf equipment. Belt construction comprises: 1) a heavy-duty cover that protects the cord and rubber, absorbing shock from overload; 2) belt cord to maintain tension with high elasticity and low elongation; 3) top compression rubber section, providing resistance against rear side bending; 4) adhesive rubber, resistant to heat during high load driving; and 5) bottom reinforced compression rubber, with improved durability.

HUSTLER RESIDENTIAL BELTS

ITEM #	HUSTLER #	WIDTH	LENGTH	BELT TYPE	BELT CONSTRUCTION
VB17004	791988	B 5/8"	140.77"	DECK	WRAPPED ARAMID
VB17005	793828	A 1/2"	116"	DECK	WRAPPED ARAMID
VB17006	604817	B 5/8"	144"	DECK	WRAPPED ARAMID
VB17007	605510	B 5/8"	158.5"	DECK	WRAPPED ARAMID
VB17010	600979	A 1/2"	40.5"	DRIVE	RAW EDGE ARAMID
VB17011	603907	AX 1/2"	50.75"	DRIVE	COG POLYESTER
VB17012	784231	A 1/2"	73.73"	DRIVE	WRAPPED ARAMID
VB17013	786533	A 1/2"	57.88"	DRIVE	WRAPPED ARAMID
VB17014	793836	A 1/2"	63.0"	DRIVE	WRAPPED ARAMID
VB17015	603806	A 1/2"	110.5"	DECK	WRAPPED ARAMID
VB17016	604711	B 5/8"	153.85"	DECK	WRAPPED ARAMID
VB17017	793893	A 1/2"	127.3"	DECK	WRAPPED ARAMID
VB17018	604830	B 5/8"	135"	DECK	WRAPPED ARAMID
VB17019	605507	B 5/8"	150"	DECK	WRAPPED ARAMID
VB17020	797720	B 5/8"	176.79"	DECK	WRAPPED ARAMID
VB17021	606016	A 1/2"	121.33"	DECK	WRAPPED ARAMID
VB17022	771824	A 1/2"	117"	DECK	WRAPPED ARAMID
VB17023	784249	B 5/8"	145.3/8"	DECK	WRAPPED ARAMID
VB17024	786483	B 5/8"	148.56"	DECK	WRAPPED ARAMID
VB17025	789388	B 5/8"	152"	DECK	WRAPPED ARAMID
VB17026	791335	B 5/8"	143"	DECK	WRAPPED ARAMID
VB17031	605468	A 1/2"	67.07"	DRIVE	RAW EDGE ARAMID

ARAMID TYPE CORD FOR SUPERIOR PERFORMANCE.

Our belts feature:

- Heat- and abrasion-resistance
- High tensile strength—less likely to fray
- 20x stronger than rubber cords
- Improved durability; longer-lasting
- More value for the money



LAWN • GARDEN • GOLF

BELTS

WRIGHT BELTS

ITEM #	WRIGHT #	WIDTH	LENGTH	BELT TYPE	BELT CONSTRUCTION
VB17047	71460034	A 1/2"	50.25"	DECK	WRAPPED ARAMID
VB17048	71460066	A 1/2"	55.24"	DECK	WRAPPED ARAMID
VB17049	71460010	B 5/8"	53.04"	DECK	WRAPPED ARAMID
VB17050	71460011	B 5/8"	73.04"	DECK	WRAPPED ARAMID
VB17051	71460012	B 5/8"	61.04"	DECK	WRAPPED ARAMID
VB17052	71460013	B 5/8"	88.04"	DECK	WRAPPED ARAMID
VB17053	71460035	B 5/8"	106.04"	DECK	WRAPPED ARAMID
VB17054	71460036	B 5/8"	123.04"	DECK	WRAPPED ARAMID
VB17055	71460040	B 5/8"	102.25"	DECK	WRAPPED ARAMID
VB17056	71460062	B 5/8"	75.04"	DECK	WRAPPED ARAMID
VB17056	71460062	B 5/8"	75.04"	DECK	WRAPPED ARAMID
VB17057	71460063	B 5/8"	70.04"	DECK	WRAPPED ARAMID
VB17058	71460064	B 5/8"	64.04"	DECK	WRAPPED ARAMID
VB17059	71460065	B 5/8"	57.04"	DECK	WRAPPED ARAMID
VB17060	71460067	B 5/8"	66.04"	DECK	WRAPPED ARAMID
VB17061	71460070	B 5/8"	52.04"	DECK	WRAPPED ARAMID
VB17062	71460071	B 96.04	96.04"	DECK	WRAPPED ARAMID
VB17063	71460074	B 5/8"	76.04"	DECK	WRAPPED ARAMID
VB17064	71460078	B 5/8"	115.04"	DECK	WRAPPED ARAMID
VB17065	71460085	B 5/8"	131.04"	DECK	WRAPPED ARAMID
VB17066	71460096	B 5/8"	139.04"	DECK	WRAPPED ARAMID
VB17067	71460097	B 5/8"	127.04"	DECK	WRAPPED ARAMID
VB17068	71460107	B 5/8"	84.04"	DECK	WRAPPED ARAMID
VB17069	71460119	B 5/8"	92.04"	DECK	WRAPPED ARAMID
VB17070	71460123	B 5/8"	78.04"	DECK	WRAPPED ARAMID
VB17071	71460164	B 5/8"	100.04"	DECK	WRAPPED ARAMID
VB17072	71460174	B 5/8"	118.45"	DECK	WRAPPED ARAMID



24 BELTS

NOTE: TyrLyner® flat-prevention coating is available for OTR tires—see p.8.
PRODUCT SPECIFICATIONS AND AVAILABILITY SUBJECT TO CHANGE WITHOUT NOTICE

LAWN • GARDEN • GOLF



BELTS

LAWN • GARDEN • GOLF

WORL DLAWN BELTS

ITEM #	WORL DLAWN #	WIDTH	LENGTH	BELT TYPE	BELT CONSTRUCTION
VB17073	363212	B 5/8"	39 1/2"	DRIVE	RAW EDGE ARAMID
VB17074	483030	B 5/8"	88 3/4"	DECK	WRAPPED ARAMID
VB17075	483031	B 5/8"	52 3/4"	DECK	WRAPPED ARAMID
VB17076	2800015	B 5/8"	60"	SERVICE ONLY	WRAPPED ARAMID
VB17077	3302017	B 5/8"	64"	DECK	WRAPPED ARAMID
VB17078	3602003	B 5/8"	76 7/8"	SERVICE ONLY	WRAPPED ARAMID
VB17079	4821002	B 5/8"	146 3/4"	DECK	WRAPPED ARAMID
VB17080	5201008	B 5/8"	153 1/2"	DECK	WRAPPED ARAMID
VB17081	6001001	B 5/8"	163 3/4"	DECK	WRAPPED ARAMID
VB17082	353111	A 1/2"	118.5"	DECK	WRAPPED ARAMID
VB17083	633061	A 1/2"	74.75"	DRIVE	RAW EDGE ARAMID
VB17084	633068	B 5/8"	169.5"	DECK	WRAPPED ARAMID
VB17085	633147	B 5/8"	157"	DECK	WRAPPED ARAMID
VB17086	633254	A 1/2"	37.7"	BLOWER	RAW EDGE ARAMID
VB17087	823242	B 5/8"	145.5"	DECK	WRAPPED ARAMID
VB17088	3200003	B 5/8"	59.5"	DECK	WRAPPED ARAMID

HUSTLER COMMERCIAL BELTS

ITEM #	HUSTLER #	WIDTH	LENGTH	BELT TYPE	BELT CONSTRUCTION
VB17027	600726	A 1/2"	114.4"	DECK	WRAPPED, ARAMID
VB17028	600734	A 1/2"	132"	DECK	WRAPPED ARAMID
VB17029	602253	A 1/2"	67.6"	DRIVE	RAW EDGE ARAMID
VB17030	603739	A 1/2"	125"	DECK	WRAPPED ARAMID
VB17032	771824	A 1/2"	117"	DECK	WRAPPED ARAMID
VB17033	782292	B 5/8"	165.56"	DECK	WRAPPED ARAMID
VB17034	789388	B 5/8"	152"	DECK	WRAPPED ARAMID
VB17035	791335	B 5/8"	143"	DECK	WRAPPED ARAMID
VB17036	793893	A 1/2"	127.3"	DECK	WRAPPED ARAMID
VB17037	602078	B 5/8"	169.6"	DECK	WRAPPED ARAMID
VB17038	602907	A 1/2"	61.5"	DRIVE	RAW EDGE ARAMID
VB17039	602988	B 5/8"	171.25"	DECK	WRAPPED, ARAMID
VB17040	604858	A 1/2"	57"	DRIVE	RAW EDGE ARAMID
VB17041	784322	B 5/8"	138.25"	DECK	WRAPPED ARAMID
VB17042	786483	B 5/8"	148.56"	DECK	WRAPPED ARAMID
VB17043	786491	B 5/8"	140.88"	DECK	WRAPPED ARAMID
VB17044	797928	B 5/8"	160.2"	DECK	WRAPPED ARAMID
VB17045	777185	B 5/8"	145.5"	DECK	WRAPPED ARAMID
VB17046	784207	B 5/8"	195"	DECK	WRAPPED ARAMID

LAWN • GARDEN • GOLF



LAWN • GARDEN • GOLF

BELTS

COUNTRY CLIPPER BELTS

LAWN • GARDEN • GOLF

ITEM #	COUNTRY CLIPPER #	WIDTH	LENGTH	BELT TYPE	BELT CONSTRUCTION
VB17001	D-3776	B 5/8"	182.9"	DECK	WRAPPED ARAMID
VB17002	D-3951	B 5/8"	168.9"	DECK	WRAPPED ARAMID
VB17003	D-3891	A 1/2"	67.3"	DRIVE	WRAPPED POLYESTER
VB17089	D-3949	B 5/8"	146.9"	DECK	WRAPPED ARAMID
VB17090	D-3950	B 5/8"	156.9"	DECK	WRAPPED ARAMID
VB17091	D-3775	B 5/8"	160.9"	DECK	WRAPPED ARAMID
VB17092	D-3796	B 5/8"	126.9"	DECK	WRAPPED ARAMID
VB17093	D-3797	B 5/8"	126.9"	DECK	WRAPPED ARAMID
VB17094	D-3807	B 5/8"	117"	DECK	WRAPPED ARAMID
VB17095	D-3809	B 5/8"	123"	DECK	WRAPPED ARAMID
VB17096	D-3872	B 5/8"	186.9"	DECK	WRAPPED ARAMID
VB17097	D-3892	B 5/8"	163.9"	DECK	WRAPPED ARAMID
VB17098	D-3889	A 1/2"	71.3"	DRIVE	WRAPPED POLYESTER
VB17099	D-3901	B 5/8"	114.9"	DECK	WRAPPED ARAMID
VB17100	D-3902	B 5/8"	118.9"	DECK	WRAPPED ARAMID
VB17101	D-3913	B 5/8"	126.9"	DECK	WRAPPED ARAMID
VB17102	D-3914	B 5/8"	182.9"	DECK	WRAPPED ARAMID
VB17103	D-3948	B 5/8"	124.9"	DECK	WRAPPED ARAMID
VB17112	D-3912	B 5/8"	118.9"	DECK	WRAPPED ARAMID

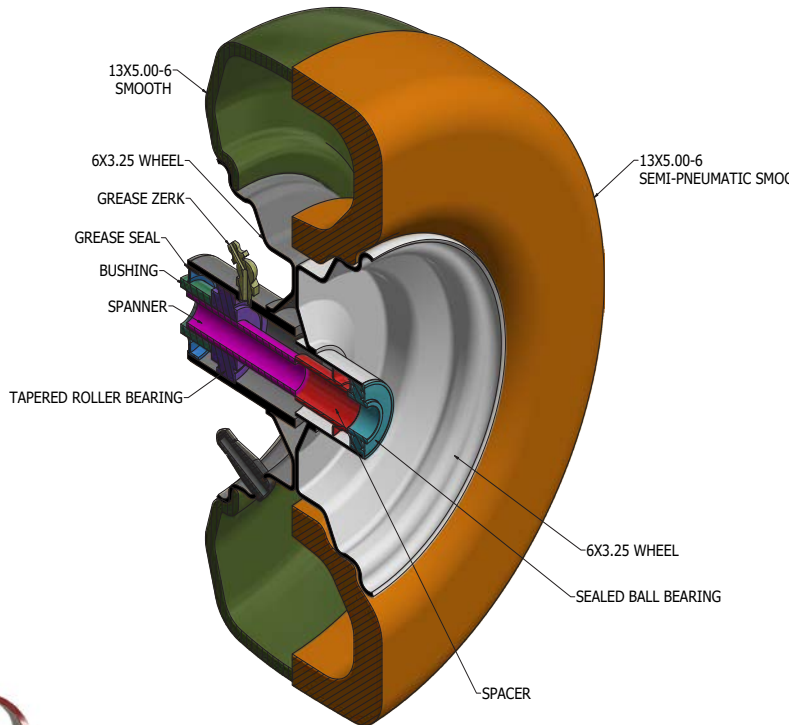


FORK ASSEMBLIES

LAWN • GARDEN • GOLF

OTR can design, source, supply and/or assemble front caster wheel and support systems (aka fork assemblies) for turf equipment.

This assembly includes the support (yoke), bearings, sleeves, tire, wheel and hardware.



PRODUCT HIGHLIGHTS

- Custom-designed front tires and wheels; painted and assembled
- Sealed bearing option as alternative to Zerk; maintenance-free, no grease/labor
- Bearing assemblies with NO moving parts (except for dust cap) extends operating life
- Dust caps keep wheel clean, enhance appearance

SERVICE OPTIONS

- Fork assemblies warehoused, inspected and sequenced from OTR facility
- Reduce SKUs and complexity for OEM
- Assemblies can be racked and staged in OEM facility, freeing up valuable real estate
- Wheels can be greased and tires inflated to OEM specifications by OTR to reduce OEM labor
- OTR can assume purchasing function for all content as a service to OEM customers



Note: Fork assemblies are provided to original equipment manufacturers for volume programs and are not sold as single items for consumer use.

LAWN • GARDEN • GOLF



LAWN • GARDEN • GOLF

NEVER DOWN™

COMING SOON

THE TIRE THAT CAN RUN WITH NO AIR!



- ✓ NEVER DOWN is designed for zero-turn mowers for zero tear on grass.
- ✓ NEVER DOWN is sold as a complete assembly — tire, wheel and hardware — for plug & play installation. It replaces the stock vehicle's tires and wheels.

MODEL	REFERENCE	TREAD	TIRE SIZE	WHEEL SIZE
GRASS MASTER	P. 6	TURF	23X10.50-14	14X8.5
GRASS MASTER	P. 6	TURF	24X12.00-14	14X9.3
GRASS MASTER	P. 6	TURF	26X12.00-16	16X9.3
ZERO-T II	P. 8	TURF	24X12.00-14	14X9.3
ZERO-T IIS*	NEW-SEE BELOW	TURF	24X12.00-14	14X9.3
350 MAG	P. 10	UTILITY	25X10.00-14	14X8

*ZERO-T IIS is a NEW version of our ZERO-T II tire. The "S" version features a squared shoulder for improved traction and grip on steeper slopes, as desired by commercial turf care operators.

NOTE: More tires and wheels will be available. Consult with your OTR salesperson for more information.



WHEELS

NEVER DOWN will include styled aluminum wheels that can be customized. Consult with your OTR salesperson for more information.

WHAT MAKES NEVER DOWN UNIQUE?

- » Looks and behaves like a pneumatic tire, except it's more durable with a higher load-bearing capacity.
- » No air required, no maintenance, no downtime and no loss of productivity.
- » No issue operating in harsh environments; corrosion-resistant assembly.
- » Keeps running even with a puncture thanks to unique construction and high strength.
- » Better value than alternatives in terms of function and pricing.

REPLACING NEVER DOWN TIRES

In the event a tire is damaged or worn and the user wishes to replace the tire, it will be possible to purchase a replacement assembly. Instructions will be provided for the tire installer in the near future.

TIRE PRESSURE MONITORING

For operators who wish to add air to the NEVER DOWN tire, e.g. applications with grass bags fully loaded with wet grass, as a preventive measure for flat-spotting (as is the case for equipment that sits for a period of time), we've included an LED light on the valve stem that turns red if air is removed as a visible indicator.

SUSTAINABILITY PROGRAM

OTR is working on a program that will allow customers to return damaged tires to an authorized facility for recycling, free-of-charge. This environmentally-friendly initiative, called the Green Disposal Program, means there is ZERO PAIN returning used tires!





WARRANTY INFORMATION

- OTR provides limited warranty coverage for tires, wheels, tracks and other items in the event of defects in workmanship. You may request a copy of our policy by emailing us sales@otrwheel.com.
- Note that OTR has designated select dealers and distributors to assist with warranty repairs. Contact OTR for more information.

CATALOG DISCLAIMER

Product specifications and information were correct as of the date of this catalog release but are subject to change without notice or obligation. Every effort has been made to ensure the accuracy of this catalog. Consult with your salesperson if you wish to verify data is correct.

ISO 9001: 2015 CERTIFICATION

OTR facilities are ISO 9001: 2015 registered (except for new locations where certifications are in process). ISO ensures consistent product quality, standardization, documentation and compliance with OEM requirements.

REACH COMPLIANCE

OTR's custom tires for OEMs can be designed with REACH compliance. Consult with your salesperson as needed.

GREAT OVERALL PERFORMANCE



“The OTR Grass Master is a very well built tire for lawn care equipment. This tough tire can handle the rigors of commercial equipment being used daily or the personal lawn tractor being used once a week. The tread pattern offers good traction without the hassles of tearing up delicate lawns. We recommend Grass Master as a replacement tire for anyone’s lawn care equipment for its longevity, durability and great overall performance.”

Rob Desotel, Cedar Rapids Tire

OUTPERFORMS ALL OTHER BRANDS

“We have been selling the OTR GRASS MASTER for more than fifteen years with absolutely no problems whatsoever. We carry other lines, but with certainty the Grass Master outperforms all other brands. This tire is heavier and gives the customer a much better bang for the buck in performance and durability. In all these years I cannot recall ever having a product problem with this product.”

Tony Case, Hesselbein Tire Co.



LAWN • GARDEN • GOLF

NOTES

LAWN • GARDEN • GOLF



Casterland

Casterland - Calgary

2600 Portland St SE #3020
Calgary, AB T2G 4M6

Casterland - Edmonton

#3, 9743 - 51 Ave
Edmonton, AB T6E 4W8

Casterland - Surrey

#103, 13177 - 76 Ave
Surrey, BC V3W 2V7

Casterland - Winnipeg

875 Century Street
Winnipeg, MB R3H 0M3

SK Contact

(306) 501-3954
Saskatchewan, SK

