



Casterland

Wheels — Casters — Glides — Bearings — Handling Equipment

Service and Selection Since 1975

Glides & Floor Protection Catalog



CALGARY

PITT MEADOWS

EDMONTON

SASKATCHEWAN

WINNIPEG



Visit our website for our full product listing at www.Casterland.com

Policies & Warranty Information

Product

Our full line of casters, wheels and glides are manufactured by some of the leading manufacturers in the industry. In addition to the products listed in this catalogue, many other products or special order items are available upon request. Please consult our order desk.

Limited Warranty: General Provisions

Casterland warrants to the original purchaser of it's product that the product will be free from defects in material and workmanship for a period of 90 days after the date of delivery to the original purchaser. This limited warranty is not effective with respect to products that are not properly installed or not used in the proper application based on loads, speeds and other factors. This warranty does not apply to products damaged or destroyed as a result of shipping.

Freight Policy

All goods ordered from this catalogue are FOB our original purchase point warehouses and shipped via freight collect. Orders over \$500.00 may be eligible for a freight reduction of half the original freight cost to a major centre by a carrier of our choice. Any large orders or OEM customers may be eligible for prepaid orders to a major centre by a carrier of our choice.

Pricing

Prices are subject to change without notice. Casterland makes an effort to hold prices for a minimum of one year, however, occasionally circumstances arise which are beyond our control.

Terms

We accept Visa, MasterCard, debit, and net 30 days on approved credit. First time orders may be subject to COD terms or a maximum charge amount depending on credit approval.

Hours of Operation

Casterland is open from 8:00am to 5pm weekdays and 10am to 2pm Saturdays. Please call the branch nearest you for applicable hours of operation.

www.Casterland.com
Wheels *Plus* More

Visit our website or give any of our locations a call for more information about any of our products or hints and application tips.

Casterland Calgary 2600 Portland St SE Calgary, AB T2G 4M6 Tel: 403 243 3553 infocal@casterland.com	Casterland Edmonton 9743 51 Ave NW, Edmonton, AB T6E 4W8 Tel: 780 432 5575 infoedm@casterland.com	Casterland Pitt Meadows 950-19800 Lougheed Hwy Pitt Meadows, BC V3Y2W1 Tel: 604 543 7744 infobc@casterland.com	Casterland Winnipeg 2875 Century St, Winnipeg, MB R3H 0M3 Tel: 204 783 5500 info@casterland.com	Casterland Sask Representative: Dean Fraser Tel: 306 501 3954 dean_f@casterland.com
--	--	---	--	--

1 800 661 6600

ROUND INSERTS



OC360 RIB



OC167



OC67F

OC360 34RIB	3/4" (14-23ga) OD
OC360 78RIB	7/8" (14-23ga) OD
OC360D 78	7/8" (16-18ga) OD
OC360 1	1" (16/18ga) OD
OC360 1RIB	1" (14-23ga) OD
OC360 118	1-1/8" (16/18GA) OD
OC360 125	1-1/4" (16/18GA) OD
OC360 125RIB	1-1/4" (14-23GA) OD
OC360 15RIB	1-1/2" (14-23GA) OD
OC360 3	3" (16/18ga) OD
OC167 12	1/2" (16-23ga) OD
OC167 34	3/4" 916-18ga)OD
OC167 78	7/8" (16-18ga)OD
OC167 1	1" (18ga)OD
OC167 125	1-1/4" (18ga) OD
OC167 15	1-1/2" (16-18ga) OD
OC167 158	1-5/8" (16-18ga) OD
OC167 175	1-3/4" (16-18ga) OD
OC167 2	2" (16-18ga) OD
OC167 225	2.25" (18-20ga) OD
OC167 25	2.5" (16-18ga) OD
OC167 3	3" (16-18ga) OD
OC67F 114	1-1/4" (16-18ga) OD
OC67F 118	1-1/8" (16-18ga) OD
OC67F 214	2.25" (16-18ga)

RECTANGULAR INSERTS



OC242

OC242 12X1	1/2 x 1" OD
OC242 12X15	1/2 x 1-1/2" OD
OC242 34X15	3/4 x 1-1/2" OD
OC242 34X2	3/4 x 2" OD
OC242 1X15	1 x 1-1/2" OD
OC242 1X2	1 x 2" OD
OC242 1X2RIB	1 x 2" OD
OC242 1X3	1 x 3" OD
OC242 2X3RIB	2 x 3" OD
OC242 2 x4	2 x 4" OD

THICK WALLED INSERTS



OC360 RIBB

OC240 1 RIBB	1" Square (10-14ga)
OC240 125 RIBB	1-1/4" Square(10-14ga)
OC240 15 RIBB	1-1/2" Square(10-14ga)
OC240 2 RIBB	2" Square(10-14ga)
OC360 1 RIBB	1" Round(10-14ga)
OC360 125RIBB	1-1/4" Round(10-14ga)
OC360 2RIBB	2" Round(10-14ga)

SQUARE INSERTS



OC240

OC240 12	1/2" (16-18ga) OD
OC240 12WH	1/2" (16-18ga) OD
OC240 34	3/4" (16-18ga) OD
OC240 34RIB	3/4" (14-23ga) OD
OC240 34WH	3/4" (16-18ga) OD
OC240 58	5/8" (16-18ga) OD
OC240C 34	3/4" (18ga) OD
OC240 78	7/8" (16-18ga) OD
OC240 78RIB	7/8" (14-23ga) OD
OC240 78WH	7/8" (16-18ga) OD
OC240 1RIB	1" (14-23ga) OD
OC240 1WH	1" (18ga) OD
OC240 1WH16&18GA	1" (16-18ga) OD
OC240 1 16GA	1" (16ga) OD
OC240 118	1 1/8" (16-18ga) OD
OC240 1316 16GA	1-3/16" (16ga) OD
OC240 125	1-1/4" (16-18ga) OD
OC240 125 11GA	1-1/4" (11ga) OD
OC240 125RIB	1-1/4" (14-23ga) OD
OC240 15 12GA	1-1/2" (12ga) OD
OC240 15 14&16GA	1-1/2" (14-16ga) OD
OC240 15 18GA	1-1/2" (18ga) OD
OC240 15RIB	1-1/2" (14-23ga) OD
OC240 2	2" (16-18ga) OD
OC240 2 12GA	2" (10/12ga) OD
OC240 2 14&16GA	2" (14-16ga) OD
OC240 2RIB	2" (14-23ga) OD
OC240 3 11GA	3" (11ga) OD
OC240 3 14GA	3" (14ga) OD
OC240 3RIB	3" (14-23ga) OD

SQUARE CAP GLIDES



OC140



OC250

OC 140 12	1/2" outside fit
OC 140 78	7/8" outside fit
OC 140 1	1" outside fit
ANGLE GLIDES	
OC 250 34	3/4" (18g) OD
OC 250 1316	13/16" (18ga) OD
OC 250 78	7/8" (18ga) OD
OC 250 1	1" (18ga) OD

ROUND CAP GLIDES



OC9



OC14

OC9 12	1/2" outside fit
OC9 34	3/4" outside fit
OC9 38	3/8" outside fit
OC9 58	5/8" outside fit
OC9 78	7/8" outside fit
OC9 1	1" outside fit
OC9 118	1-1/8" outside fit
OC9 125	1.25" outside fit
OC9 15	1.5" outside fit
OC9 175	1.75" outside fit
OC9 2BK	2" outside fit
ANGLE GLIDES	
OC14 34	3/4" outside fit
OC14 78	7/8" outside fit
OC14 1	1" outside fit
OC14 118	1-1/8 outside fit



OC240



OC240 2RIB

SQUARE INSERTS & ADAPTERS

PLASTIC

	<i>Diameter</i>	<i>Thread</i>
OC440 34 T14	3/4" OD	1/4"
OC440 78 T516	7/8" OD	5/16"
OC440 1 T14	1" OD	1/4"
OC440 1 T516	1" OD	5/16"
OC440 118 T516	1-1/8" OD	5/16"
OC440 125 T14	1-1/4" OD	1/4"
OC440 125 T516	1-1/4" OD	5/16"
OC440 15 T516	1-1/2" OD	5/16"
OC440 2 T38	2" OD	3/8"
OC440 2 T516	2" OD	5/16"
OC440 34 T516	3/4" OD	5/16"
OC440 58 T516	5/8" OD	5/8"
OC440 78 T14	7/8" OD	1/4"

METAL

HWMI SQ1 T14	1" OD	1/4"
HWMI SQ1 T38	1" OD	3/8"
HWMI SQ1 T516	1" OD	5/16"
HWMI SQ125 T516	1-1/4" OD	5/16"
HWMI SQ15 T38	1-1/2" OD	3/8"
HWMI SQ2 T516	2" OD	5/16"



ROUND INSERTS & ADAPTERS

PLASTIC

	<i>Diameter</i>	<i>Thread</i>
OC445 58 T14	5/8" OD	1/4"
OC445 78 T516	7/8" OD	5/16"
OC445 125 T516	1-1/4" OD	5/16"
OC445 34 T14	3/4" OD	1/4"
OC445 34 T516	3/4" OD	5/16"
OC445 1 T14	1" OD	1/4"
OC445 1 T516	1" OD	5/16"

METAL

	<i>Diameter</i>	<i>Thread</i>
HWMI RD1 T516	1" OD	5/16"
HWMI RD125 T516	1-1/4" OD	5/16"
HWMI RD15 T38	1-1/2" OD	3/8"
HWMI RD2 T516	2" OD	5/16"



PLASTIC LEVELERS

	<i>THREAD LENGTH</i>	<i>STEM DIAMETER</i>	<i>BASE SIZE</i>
OC 400 14X34	3/4"	1/4"	1 5/8"
OC 400 14X34WH	3/4"	1/4"	1 5/8"
OC 400 38X125	1 1/4"	3/8"	1 5/8"
OC 400 516X125	1 1/4"	5/16"	1 5/8"
OC 400 516X125W	1 1/4"	5/16"	1 5/8"
OC 400 516X34	3/4"	5/16"	1 5/8"
OC 402 14x34WH	3/4"	1/4"	1 1/8"
OC 402 38X125	1 1/4"	3/8"	1 1/8"
OC 402 516X125	1 1/4"	5/16"	1 1/8"
OC 402 516X125WH	1 1/4"	5/16"	1 1/8"
OC 402 516X1WH	1"	5/16"	1 1/8"
OC 402 516X34	3/4"	5/16"	1 1/8"
OC 402 516X34WH	3/4"	5/16"	1 1/8"



CHROME HOODED LEVELERS

	<i>THREAD LENGTH</i>	<i>STEM DIAMETER</i>	<i>BASE SIZE</i>
OC800B 516X15	1 1/2"	5/16"	1 1/4"
OC800C 516X1	1"	5/16"	1 1/4"
OC800C 516X5	1/2"	5/16"	1 1/4"
OC800C 38X15	1 1/2"	3/8"	1 1/4"
OC800ST 12X3	3"	1/2"	1 1/4"
OC805C 516	1-1/2"	5/16"	1"
OC805C 38	1-1/2"	3/8"	1"
OC807T 516X15	1 1/2"	5/16"	1 3/4"
OC807T 38X15	1 1/2"	3/8"	1 3/4"
OC807T 38X25	2 1/2"	3/8"	1 3/4"
OC807T 12X15	1 1/2"	1/2"	1 3/4"
OC712C 14X12	1/2"	1/4"	1 1/8"
OC712C 516X1	1"	5/16"	1 1/8"
OC712C 516X12	1/2"	5/16"	1 1/8"
OC712S 516X1	1"	5/16"	1 1/8"
OC712 12X25	2 1/2"	1/2"	1 1/8"

ROUND DOMED INSERTS

OC178 34	3/4"	OD
OC178 34RIB	3/4"	OD
OC178 78	7/8"	OD
OC178 1	1"	OD
OC178 1RIB	1"	OD
OC178 125RIB	1-1/4"	OD



OC178

FLAT HD GLIDES - Grey

OC221 58GR	5/8" OD
OC221 1GR	1" OD



OC221

ROUND HD GLIDES

OC225 12GR	1/2"	OD
OC225 34BK	3/4"	OD
OC225 34GR	3/4"	OD
OC225 58BK	5/8"	OD
OC225 58GR	5/8"	OD
OC225 78BK	7/8"	OD
OC225 78GR	7/8"	OD
OC225 1BK	1"	OD
OC225 1GR	1"	OD
OC225 118GR	1-1/8"	OD
OC225 125BK	1-1/4"	OD
OC225 125GR	1-1/4"	OD
OC225 125GR	1-1/4"	OD



OC225



OC225

RUBBER BASES

BLACK

OCRT06BK	3/4"	OD
OCRT07BK	7/8"	OD
OCRT08BK	1"	OD
OCRT09BK	1-1/8"	OD
OCRT10BK	1-1/2"	OD

WHITE

OCRT06WH	3/4"	OD
OCRT07WH	7/8"	OD
OCRT08WH	1"	OD
OCRT09WH	1-1/8"	OD
OCRT10WH	1-1/4"	OD



OCRT



OCRT



OC462



OC493

METAL SWIVEL INSERTS

ROUND

OC462 34	3/4" OD
OC462 78	7/8" OD
OC462 1	1" OD
OC462 125	1-1/4" OD

SQUARE

OC493 34	3/4" OD
OC493 78	7/8" OD
OC493 1	1" OD
OC493 125	1-1/4" OD

ROUND SWIVEL GLIDES

OC 1767 58	5/8"	OD	OC552BB 12	1/2"	OD
OC 1767 78	7/8"	OD	OC552BB 58	5/8"	OD
OC 147B 12	1/2"	OD	OC552CC 58	5/8"	OD
OC 147B 34	3/4"	OD	OC552BB 34	3/4"	OD
OC 147B 58	5/8"	OD	OC552CC 34	3/4"	OD
OC 147B 78	7/8"	OD	OC552CC 78	7/8"	OD
OC 147B 1	1"	OD	OC552BB 78	7/8"	OD
OC 552CHD34NY	3/4"	OD	OC552CC 1	1"	OD
OC 552CHD34ST	3/4"	OD	OC552BB 1	1"	OD
OC 552CHD58NY	5/8"	OD			
OC 552CHD58ST	5/8"	OD			

CC= CHROME BB=BRASS



OC552



OC1767



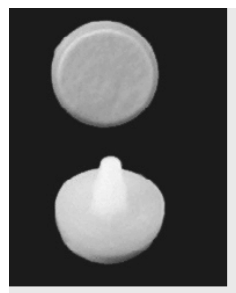
OC552CHD

FELT GLIDES


OCLFELT 114SI	1-1/4" Felt snapglide (retread)white (1)
OCLFELT 114SI PKG	1-1/4"Felt snapglide white (PKG-4)
OCLFELT 118PKG	1-1/8" carded Felt white (12/PER CARD)
OCLFELT 14LE	1" diameter 1/4"NC Felt Adjustable foot-brown (1)
OCLFELT 14LE PKG	1"diameter. 1/4"NC Felt Adjustable foot brown (PKG-4)
OCLFELT 15TI	1.5" tap-in safeglidle Felt - brown (1)
OCLFELT 15TI PKG	1.5"Felt tap-in safeglidle brown (PKG-4)
OCLFELT 15TI W	1.5" white/tap-in safeglidle Felt (1)
OCLFELT 178	1-7/8"white Felt self-adhesive disc (bulk)
OCLFELT 178 GR	1-7/8"GREY Felt self-adhesive disc (bulk)
OCLFELT 178PKG	1-7/8" carded Felt white (4/PER CARD)
OCLFELT 1GR	1"GREY Felt Disc/Self Adhesive-Bulk
OCLFELT 1TI	1" Felt tap-in - brown (1)
OCLFELT 1TI PKG	1"Felt tap-in safeglidle brown (PKG-4)
OCLFELT 1TI W1" white/Felt tap-in	(1)
OCLFELT 34	3/4"white Felt self-adhesive disc (bulk)
OCLFELT 34 GR3/4"GREY Felt Disc/Self Adhesive-Bulk	
OCLFELT 34PKG W	3/4"Felt Carded White(24/Per Card
OCLFELT 4X5PKG	4x5" carded Felt SHEET white(1/PER CARD)
OCLFELT 5X12PKG W	5X1/2"carded Felt white (6-PER CARD
OCLFELT 78	7/8"Felt self-adhesive disc (bulk)
OCLFELT 78 GR7/8"GREY Felt self-adhesive disc (bulk)	
OCLFELT 78PKG	7/8" Felt carded white (20/PER CARD)
OCLFELT 78SG	7/8" Felt stemglidle - white (1)
OCLFELT 78SG PKG	7/8"Felt stemglidle white (PKG-4)
OCLFELT 78TI	7/8" tap-in safeglidle - brown (1)
OCLFELT 78TI PKG	7/8"Felt tap-in safeglidle brown (PKG-4)
OCLFELT 78TI W	7/8" white/tap-in safeglidle (1)



CLFELT 1TI



CLFELT 78



CLFELT 114SI

TACK GLIDES

OC417I 58	5/8"
OC417I 34	3/4"
OC417I 78	7/8"
OC366 78	7/8"
OC366 118	1-1/8"
OC366 15	1-1/2"
OC366 78TAN	7/8"
OC367 118	1-1/8"



CL417I



CL336



BCBT 10T



HWTNUT



HWPC



HWJCN

HARDWARE

HWPC14	1/4"	Push cap
HWPC38	3/8"	Push cap
HWPC12	1/2"	Push cap
HWPC716	7/16"	Push cap
HWPC58	5/8"	Push cap
HWTNUT 14	1/4"	T-nut
HWTNUT 516	5/16"	T-nut
HWTNUT 38	3/8"	T-nut
HWJCN 516	5/16"	Joint Connector
BCBT 10TS38	3/8 X 1"	Ball Transfer
BCBT 10TS516	5/16 X 1"	Ball Transfer

SLIDE GLIDES

CLSG 34	Grey Slideglide with felt base (Fits over 3/4" Glide)
CLSG 58	Grey Slideglide with felt base (Fits over 5/8" Glide)



CLSG 58

PLATE TYPE /THREADED / C-CLIP CHAIR CASTERS

BCTWN30FTP	30mm Twin Wheel, Top Plate 50LB capacity
BCTWN40FTP	40mm Twin Wheel, Top Plate 40LB capacity
BCTWN40UB	40mm Twin Wheel, 5/8" U-bracket 40LB capacity
BCTWN40WS	40mm Twin Wheel, Wood Stem 40LB capacity
BCTWN50FTP	50mm Twin Wheel, Top Plate 75LB capacity
BCTWN50SC1	50mm Twin Wheel, 7/16x1 C-clip 75LB capacity
BCTWN50SCB	50mm Twin Wheel, barrel 7/16" C-clip 75LB
BCTWN50SCBU	50mm Twin Wheel, barrel/Urethane 7/16 C-clip
BCTWN50TS14	50mm Twin Wheel, 1/4 Threaded Stem 75LB capacity
BCTWN50TS38	50mm Twin Wheel, 3/8 Threaded Stem 75LB capacity
BCTWN50TS516	50mm Twin Wheel, 5/16 Threaded Stem 75LB capacity
BCTWN50WS	50mm Twin Wheel, Wood Stem 75LB capacity
BCTWNBR50FTP	50mm Twin Wheel, Top Plate/Brake 75LB capacity
BCTWNBR50SC1	50mm Twin Wheel, Brake 7/16X1 C-clip 75LB capacity
BCTWNBR50TS14	50mm Twin Wheel/Brake 1/4"x3/4" Threaded Stem
BCTWNBR50TS38	50mm Twin Wheel, 3/8 Threaded Stem Brake 75LB
BCTWNBR50TS516	50mm Twin Wheel, 5/16 Threaded Stem Brake 75LB
BCTWNBR50WS	50mm Twin Wheel, Wood Stem Brake 75LB capacity
BCTWN60SC	60mm Twin Wheel, 7/16 C-clip 80LB capacity
BCTWN60TS	60mm Twin Wheel, 5/16 Threaded Stem 80LB capacity
BCCBC FTP	Chrome Ball Caster(50mm)Top Plate 75lb
BCCBC FTPB	Brass Ball Caster(50mm)Top Plate 75lb
BCCBC SC	Chrome Ball Caster(50mm)7/16C-clip 75lb
BCCBC TS516	Chrome Ball Caster(50mm)5/16x1"TS 75lb
BCCBC WS	Chrome Ball Caster(50mm)Wood Stem 75lb



HANDWHEELS

MALE

CL193 14	1/4" Thread
CL193 38	3/8" Thread
CL193 516	5/16" Thread

FEMALE

CL293 14	1/4" Thread
CL293 14C	1/4" Thread Closed
CL293 38	3/8" Thread
CL293 516C	5/16" Thread Closed

All handwheels have course threading

Female



CL293

Male



CL193

Bumpers

Bumpers can be used in many different ways. They can be stoppers, protectors, non-slip feet or even shock absorbers.



PACKAGED FLOOR GLIDES

- SH9364 2-3/8" round plastic woodgrain glide W/ Felt Base (4/pkg)
- SH9456 7/8"teflon glide/screw mount & stick-on (8/pkg)
- SH9469 7/8"teflon tack glide (8/pkg)
- SH9455 1.5"teflon glide/screw mount (4/pkg)
- SH9452 1"teflon glide/screw mount & stick on (8/pkg)
- SH9453 2"teflon glide/stick on (4/pkg)
- SH9454 2.5"teflon glide/stick on (4/pkg)
- SH9815 1"x1" square felt guard HD pad/stick-on (16/pkg)
- SH9816 1-1/2"x1-1/2" corner felt guard HD pads/stock-on (8/pkg)
- SH9826 1-1/2" round cup felt guard base (4/pkg)
- SH9827 2" round cup felt guard base (4/pkg)
- SH9820 1/2" round green surface guard MD pads/stick-on (24/pkg)
- SH9821 3/4" round green surface guard MD pads/stick-on (12/pkg)
- SH9822 1" round brown surface guard MD pads/stick-on (4/pkg)
- SH9825 1" round cup felt guard base (4/pkg)
- SH3039 1-1/4" round insert cup (4/PKG)
- SH3040 1-1/2" round insert cup (4/PKG)
- SH9082 2-1/4" O.D. round cup/carpet/clear (4/PKG)
- SH9222 3" ID round slide glide cups/stock-on (4/pkg)
- SH9240 1" square slide glide pads/screw-on (8/pkg)
- SH9076 2" square rubber caster/leg cup (4/PKG)
- SH9083 2-1/4" O.D. square clear cup/carpet (4/PKG)
- SH9243 2"x2"x2-1/2" triangle slide glide pads/stick-on (4/pkg)
- SH9155 1-1/4" tack glide/carpet base (4/PKG)
- SH9910 7/8"nail-on floor protector (8/PKG)
- SH9938 1" brass swivel glide almond HD felt guard plus (4/pkg)
- SH9241 1"x4" slide glide pads/stick-on (4/pkg)
- SH9338 5-3/4"x8-1/4" slide glide pads/stick-on (4/pkg)
- SH9042 2" clear wheel 5/16" woods stem (2/PKG)



CHAIR ARM PADS



CWARM PAD IMPERI

CWARM PAD
 CWARM PAD 9887
 CWARM PAD IMPERI

Arm Pads (For CWARM FRAME 33)
 Arm Pad 7.7" x 2.85" 4"x1/4" Threaded Holes
 Arm Pad/Imperial(NMP) black 30 duro

TILT MECHANISMS

CWT3001
 CWT3001FTS TAJB
 CWT791
 CWT791 TA
 CWT793 1275
 CWT793 155
 CWSP1875 AATA

Tilter Mechanism
 Tilter Mechanism - Front Tilt Stop, Top Activated
 T791 Tilter Mechanism / STANDARD SPINDLE
 Tilter Mechanism
 Tilter Mechanism
 Tilter Mechanism
 Swivel Base



CWT3001FTSTAJB



CWT791TA



CWT7931275



CWSP1875AATA



CW3030



CW1000 5



CW2000 5

CHAIR BASES

CW1000 5 5 Star chrome
 CW2000 5 5 Star chrome
 CW2009 5 5 Star chrome
 CW2013 5 5 Star chrome
 CW3022 5 5 Star plastic
 CW3025 5 5 Star plastic
 CW3030 5 5 Star plastic
 CW2010 4 4 Leg plastic

GAS CYLINDERS

- CWGAS 80MM 50
- CWGAS 120MM 50
- CWGAS 140MM 45
- CWGAS 140MM 50
- CWGAS 200MM 50
- CWGAS 270MM 50



CWGAS 140MM



CL179

HAND GRIPS

CL 109 78	7/8"
CL 149 34	3/4"
CL172 1	1"
CL172 125	1-1/4"
CL172 15	1-1/2"
CL172H 118	1-1/8"
CL82 58	5/8"
CL82 78	7/8"
CL509	1"
CL672	1"


MISC CHAIR PARTS

CW400 NL	1 5/16" OD 1" ID
CWBELL 3	Office chairbell 2 1/4"
CWBELL 3B	Office chairbell 2 1/2"
CWBELL3L	Office chairbell 2 1/4" long
CW WASHER N	1 5/8" OD 1" ID
CW HINGE 250	Hinge/Black
CWHUB INSERT	1 1/16" OD 1" ID
CWKC HUB	1 3/8" OD 1 1/4" ID
CWTHIN LINER	1 1/16" OD 1" ID
CWH101	1 1/4" OD 1" ID
CWPS1	1 5/8" OD 1" ID
CWSPINDLE 775	7.75" Spindle n/f standard
CWSPINDLE 10	10" Spindle n/f standard



CL509

CWBELL 3



CL82

WIRE TIPS



CL131

CWHINGE 250

CL131 14	1/4"
CL131 18	1/8"
CL131 38	3/8"
CL331	0.101 - 0.128"
CL332	0.144 - 0.176"
CL333	0.187 - 0.218"
CL335	0.300 - 0.348"
CL336	0.372 - 0.400"

SPECIALTY ITEMS



CL162



CL246



CWCB GLIDE



CL31

CL3109 1516X15	15/16"x 1.5" black oval insert
CL3109 58X125	5/8"x 1.25" black oblong/oval insert
CL1267BK	2" black cable grommet (2"hole)
CL1270	2.75" black cable grommet (2.75"hole)
CL2300	2" nylon-pulley fits 1/4" cable.
CL2335	3" nylon pulley fits 1/4" cable
CL246 18	1.5" black angle iron glide
CL31 1	1" black saddle (block) glide
CL31 125	1.25" black saddle (block) glide
CL31 34	3/4" black saddle (block) glide
CLSB07WH	7/8" rubber screw bumper
GSCBG218	2-1/8"x2-3/8" chair base glide (GSS10 Stem)
CL152 12	1/2" white ball-style glide
CL162	7/8" round 3/8" high cabinet glide

SWIVEL MECHANISMS



CW7RSW90

CW7RSW90	7" 90 degree return swivel no pitch
CW7RSW90 3D	7" 90 degree return swivel 3 degree pitch
CW7RSW90 3D 4B	Commercial return swivel 90 degree stop
CW7SSW14BH	7" std. swivel-1/4" threaded bolt holes no pitch
CW7SSW14BH 3D	7" std. swivel-1/4" threaded bolt holes 3 degree pitch
CW7SW3D	7" swivel (3 degree pitch) 12 bearings
CW7SWFL	7" swivel (flat) 12 bearings

BED CASTERS

BCRR200	Rug roller/bed caster 2x2.5 wheel 3/8 stem
BCRR200 BR	Rug roller/bed caster/brake 2x2.5 wheel 3/8 stem
DAOKK BC5 XSR	5" Bed caster-1" stem-325 pound capacity
DAOKK BC5B XSR	5" Bed caster-1" stem-C/W brake-325 pound capacity
HWPS RD12 16G38W	1/2" round skt(16 GA)3/8 stem-bed caster
SH9518	(Pkg) 2-bed rollers (54mm) soft tread, 125 pound capacity
SH9532	Adjustable to 10" pkg/2 bed rollers/soft tread
SHBR2204WD	Bed roller (caster) - 3/8" wood stem
SHBR2204WD B	Breaking bed roller caster) - 3/8" wood stem
TE2444D1K125	R26-28S 5"hospital bed caster 1.10"stem
DAOU BC4 XSR	4" Hospital bed-5/8"X1-5/8"sirclip, 150 pound capacity
DAOU BC4B XSR	4" Hospital bed-5/8"X1-5/8" sirclip, brake, 150 pound capacity



SHBR2204WD



SHBG2204 WD

BED GLIDES

SHBG2204WD	3/8" Wood stem
SHBG2204WD L	3/8" Wood Stem/ Adds 2-3/8"Height
SHBG225TS38X5	2-1/4" Bed Glide With 3/8"nc x 5" Threaded Stem
SHBG254P	Brown plastic bed glide/Adds 2-1/2"Height

BED CASTER CUPS

SH3696	2-1/4" SLIP n GRIP Woodgrain Cup (4/pkg)
SH9078	3" Square rubber cup (2/pkg)



SH3696

SH9078

METAL TUBE GAUGE CALCULATION

GAUGE	INCHES	MM
10	0.128	3.25
11	0.116	2.95
12	0.104	2.64
13	0.092	2.34
14	0.080	2.03
15	0.072	1.83
16	0.064	1.63
17	0.056	1.42
18	0.048	1.22
19	0.040	1.02
20	0.036	0.91
21	0.032	0.81
22	0.028	0.71

How to use this chart

Measure the tube to obtain its **outside diameter**. Subtract this number by the **inside diameter** and divide by 2. Find this measurement on the chart to the left to get the tube gauge.

Outside Diameter Inside Diameter



Formula

Outside diameter - Inside diameter ÷ 2

We also carry a **WIDE** selection of handling equipment tool



Contact one of our locations or visit www.Casterland.com for more information!

Visit our website or give any of our locations a call for more information about any of our products or hints and application tips.

Casterland Calgary
2600 Portland St SE
Calgary, AB T2G 4M6

Tel: 403 243 3553
infocal@casterland.com

Casterland Edmonton
9743 51 Ave NW,
Edmonton, AB T6E 4W8

Tel: 780 432 5575
infoedm@casterland.com

Casterland Pitt Meadows
950-19800 Lougheed Hwy
Pitt Meadows, BC V3Y2W1

Tel: 604 543 7744
infobc@casterland.com

Casterland Winnipeg
875 Century St,
Winnipeg, MB R3H 0M3

Tel: 204 783 5500
info@casterland.com

Casterland Sask
Representative:
Dean Fraser

Tel: 306 501 3954
dean_f@casterland.com

www.Casterland.com