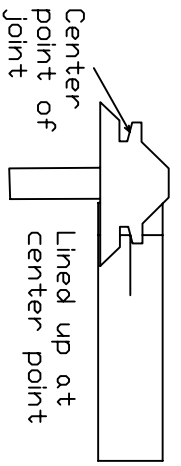
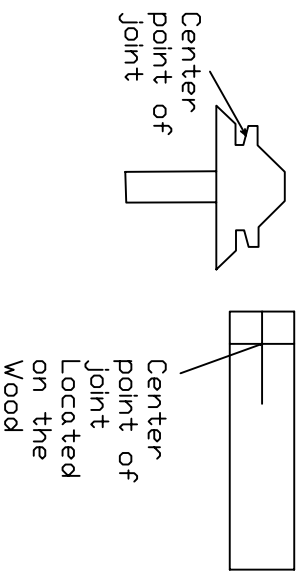


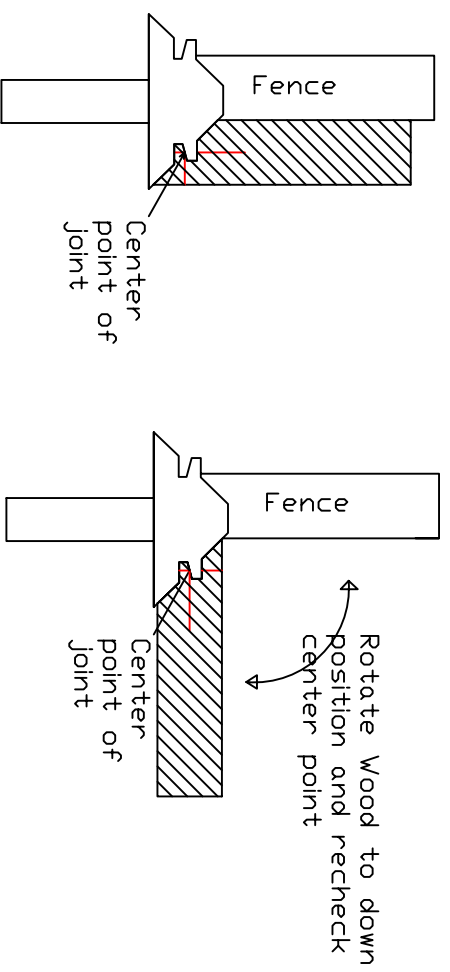
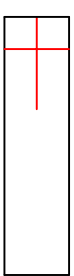
Woodline USA

Lock Miter Instructions



Mark Center on wood as accurately as possible.

Center is in the exact center of the board thickness and an equal amount in from the end.



Rotate the wood while watching center point

If point moves up/down then adjust height half of movement

If point shifts toward or away from fence then move fence 1/2 the distance

Repeat test until no movement of center point occurs when wood is rotated