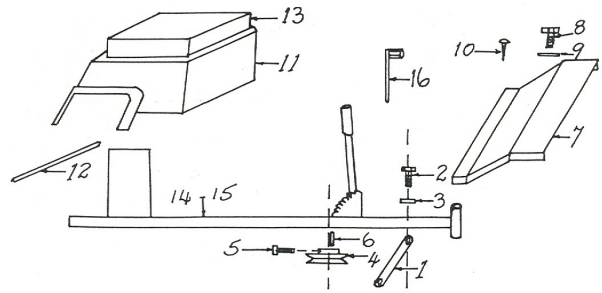




**MOW MOBILE
5-25
1968 – 1974
5HP 25" CUT**

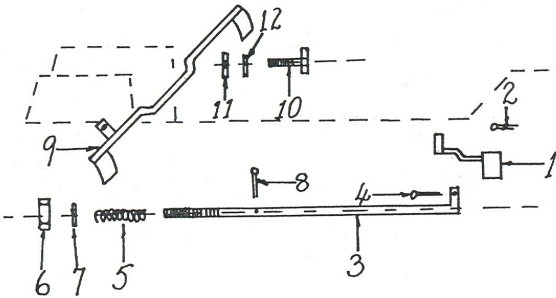
5-25 GROUP 11: CHASSIS & COMPONENTS

Ref No	Part No	Description
1	302	Engine Mounting Bolt Plate (2) NLA
2	B0528W	Engine Mounting Bolt (4) NLA
3	W05S	Engine Mtg Bolt Shakeproof Washer (4)
4	3007	Engine Pulley NLA
5	SS0408W	Engine Pulley Set Screw NLA
6	S152008B6	Engine Pulley & Cutter Disc Key NLA
7	308	Front Mudguard NLA
8	B0410C	Front Mudguard Bolt NLA
9	W04S	Front Mudguard Shakeproof Washer
10	ST1010	Front Mudguard Screw (2)
11	312	Drive Assembly Cover NLA
12	313	Drive Assembly Hinge Pin NLA
13	314	Seat NLA
14	329	Outer Frame (Main Chassis) NLA
15	330	Inner Frame with Height Adj Lever NLA
16	AM005G0	Spark Plug Spanner



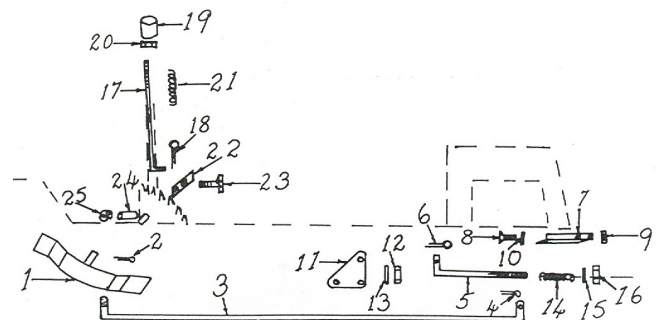
5-25 GROUP 12: RIGHT HAND SIDE OF CHASSIS

Ref No	Part No	Description
1	456	Brake Pedal NLA
2	CP3-220	Brake Pedal Split Pin
3	458	Brake Pedal Pull Rod NLA
4	CP3-220	Pull Rod Split Pin
5	AM035	Brake Pedal Pull Rod Spring
6	N05CN	Brake Pedal Pull Rod Adjusting Nut
7	W051216	Brake Pedal Pull Rod Washer
8	CP2-520	Brake Pedal Rod Spring Retaining Split Pin
9	464	Brake Pad Assembly NLA
10	B0416C	Brake Pad Assembly Retaining Bolt (2)
11	N04C	Brake Pad Assembly Retaining Nut (2)
12	W04S	Brake Pad Assembly Shakeproof Washer (2)



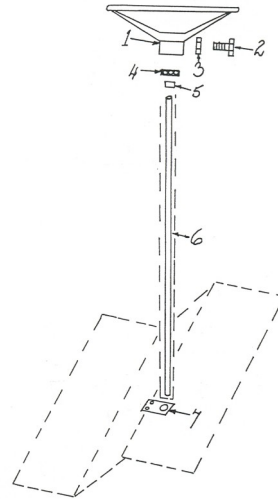
5-25 GROUP 13: LEFT HAND SIDE OF CHASSIS

Ref No	Part No	Description
1	341	Foot Clutch Pedal NLA
2	CP3-220	Foot Clutch Pedal Retaining Split Pin
3	343	Foot Clutch Control Rod (Long) NLA
4	CP3-220	Foot Clutch Control Retaining Split Pin
5	345	Foot Clutch Control Rod (Threaded) NLA
6	CP3-220	Control Rod Split Pin (2)
7	346	Clutch Control Rod Mounting Bracket NLA
8	SC0412W	Clutch Control Rod Mounting Bracket Set Screw (2) NLA
9	N04C	Clutch Control Rod Mounting Bracket Set Screw Nut (2)
10	W04S	Clutch Control Rod Mtg Brckt Set Screw Nut S/p Washer (2)
11	AM008	Clutch Connecting Rod Pivot Plate NLA
12	N06CN	Clutch Conn Rod Pivot Plate Nyloc Nut
13	W06S	Clutch Conn Rod Pivot Plate Ret Washer
14	AM035	Variable Speed Spring (2)
15	W051216	Variable Speed Spring Washer (2)
16	N05CN	Variable Speed Spring Adjuster Nyloc Nut
17	652	Height Adjustment Pawl Push Rod NLA
18	CP2-520	Height Adjustment Push Rod Split Pin
19	654	Height Adjustment Push Rod Button NLA
20	N04C	Height Adj Push Rod Button Lock Nut
21	AM012	Height Adjustment Push Rod Spring
22	3137	Height Adjustment Pawl NLA
23	B0512C	Height Adjustment Pawl Pivot Bolt
24	659	Height Adjustment Roller NLA
25	455	Height Adj Rollers Retaining Circlip NLA

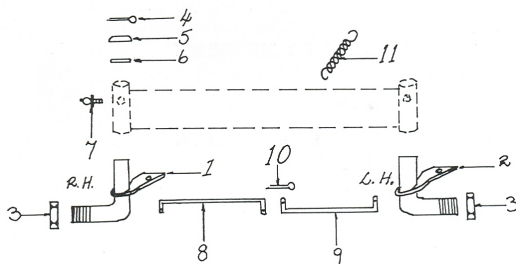


5-25 GROUP 15: STEERING COMPONENTS

Ref No	Part No	Description
1	839	Steering Wheel NLA
2	SS0516W	Steering Wheel Retaining Set Screw (2) NLA
3	N05C	Steering Wheel Retaining Set Screw Nut (2) NLA
	336	Steering Column Tube NLA
4	338	Steering Column Bearing (2) NLA
5	340	Steering Column Spacer Washer NLA
6	337	Steering Column Shaft NLA
7	339	Steering Column Pivot Plate NLA



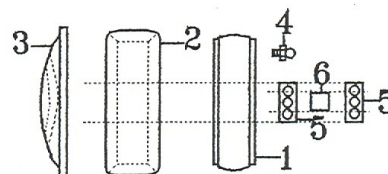
5-25 GROUP 16: FRONT AXLE COMPONENTS



Ref No	Part No	Description
1	631	R/H Stub Axle NLA
2	630	L/H Stub Axle NLA
3	SNT12F	Front Wheel Retaining Nut (2) NLA
4	CP3-225	Front Stub Axle Split Pin
5	AM069	Front Stub Axle Felt Dust Seal Ret Cup Washer (2)
6	427	Front Stub Axle Felt Dust Seal (2) NLA
7	GNTF3	Front Stub Axle Grease Nipple (2)
8	432	Tie Rod R/H NLA
9	431	Tie Rod L/H NLA
10	CP3-220	Split Pin
11	AM145	Cutter Head Weight Compensating Spring

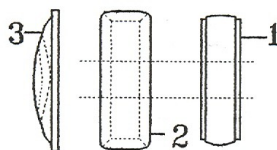
5-25 GROUP 17: FRONT WHEEL COMPONENTS

Ref No	Part No	Description
1	272	Front Wheel Bare (2) NLA
2	3120	Front Tyre (2) NLA
3	S151803B6	Hub Cap (2) NLA
4	GNTF3	Grease Nipple (2)
5	BB1226-I	Bearing (4) NLA
6	AM021	Bearing Spacer (2)
7	W204114M	Bearing Dust Washer (2) NLA



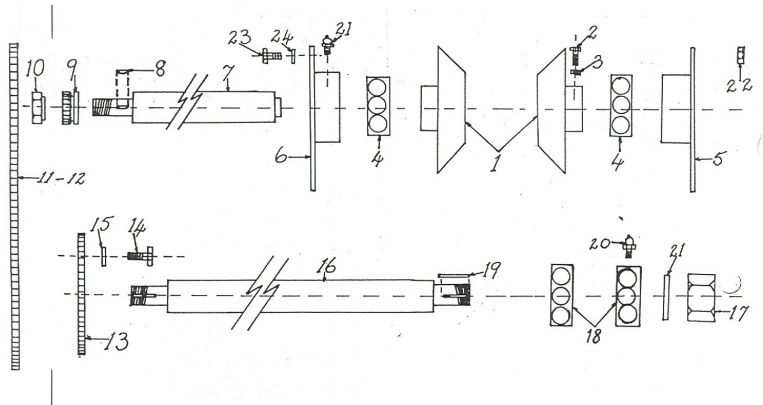
5-25 GROUP 18: REAR WHEEL COMPONENTS

Ref No	Part No	Description
1	611	Rear Wheel L/H Bare (W/Sprocket Mtg) NLA
	612	Rear Wheel R/H Bare (Plain) NLA
2	S151802B6	Rear Tyre (2) NLA
3	S151803B6	Hub Cap (2) NLA



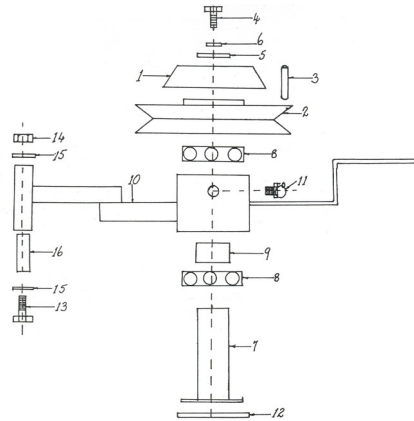
5-25 GROUP 19: DRIVE COMPONENTS

Ref No	Part No	Description
1	021903	Clutch Plate NLA
2	SS0612W	Clutch Plate Set Screw (4)
4	BB205215NS	Intershaft Bearing (2)
5	390	R/H Bearing Hsg Intershaft NLA
6	389	L/H Bearing Hsg Intershaft NLA
7	387	Intershaft NLA
8	SK03	Small Sprocket Key
9	397	Small Sprocket NLA
10	SAM022	Small Sprocket Retaining Nut
11	395	Chain including Link NLA
12	601	Chain Split Link NLA
13	400	Large Sprocket NLA
14	B0516C	Large Sprocket Bolt (3)
15	W05S	Sprocket Shakeproof Washer (3)
16	411	Rear Axle NLA
17	SNT12F	Rear Axle Retaining Nut (2) NLA
18	BB1226-I	Axle Bearing (2) NLA
19	30	Axle Key (2) NLA
20	GNTF3	Rear Axle Bearing Grease Nipple (2)
21	GNTF3	Intershaft Bearing Hsg Grease Nipple (2)
22	N08W	Intershaft Bearing Tie Bar Lock Nut (2) NLA
23	B0512C	Intershaft Bearing Hsg Mounting Bolt (4)
24	W051216	Intershaft Bearing Hsg Mtg Bolt Washer (4)
25	W12S	Rear Axle Ret Nut Shakeproof Washer (4) NLA



5-25 GROUP 20: CLUTCH ARM & COMPONENTS

Ref No	Part No	Description
1	3081	Clutch Cone NLA
2	3080	Clutch Cone Pulley NLA
3	AM026	Clutch Cone Pulley Pin
4	B0616F	Clutch Cone Retaining Bolt NLA
5	W061216	Clutch Cone Retaining Bolt Washer
6	W06S	Clutch Cone Retaining Bolt S/p Washer NLA
7	3077	Clutch Shaft NLA
8	BB1226-I	Clutch Shaft Bearing (2) NLA
9	AM072	Clutch Shaft Bearing Spacer
10	376	Clutch Arm NLA
11	GNTF8	Clutch Arm Assembly Grease Nipple NLA
12	583A	Clutch Arm Assembly Welsh Plug NLA
13	B0640C	Clutch Arm Pivot Bolt
14	N06CN	Clutch Arm Pivot Bolt Nyloc Nut
15	W061216	Clutch Arm Pivot Bolt Washer (2)
16	091203	Clutch Arm Pivot Bush NLA



5-25 GROUP 21: CUTTER HOUSING COMPONENTS

Ref No	Part No	Description
1	315	Cutter Disc Housing NLA
2	B0528W	Cutter Disc Housing Ret Bolt (6) NLA
	B0512C	Cutter Disc Housing Ret Bolt (6)
3	N05CN	Cutter Disc Housing Ret Bolt Nut (8)
4	022107	Cutter Disc NLA
5	B0616F	Cutter Disc Retaining Bolt NLA
6	W06S	Disc Ret Bolt S/p/proof Washer NLA
7	3030	Blades Straight (2) NLA
	SMB137A	Blades Thrower (4)
8	SKIT01D1	Blade Bolt & Nut Set
9	3035	Windrower NLA
10	N04CN	Windrower Retaining Nut
11	VA46	Vee Belt NLA
12	258	Jockey Wheel Bare (2) NLA
13	S151702B6	Jockey Wheel Tyre (2) NLA
14	S151705B6	Jockey Wheel Hub Cap (2) NLA
15	SAM017	Jockey Wheel Bush (2) NLA
16	439	Jockey Wheel Felt Dust Seal (2) NLA
17	645	Felt Dust Seal Ret Washer (2) NLA
18	646	External Dust Shield (2) NLA
19	W091816	Jockey Wheel Retaining Washer (2)
20	CP3-220	Jockey Wheel Retaining Split Pin (2)
21	3146	Jockey Wheel Axle (2) NLA
22	N06CN	Jockey Wheel Axle Retaining Nut (2)
23	W061216	Jockey Wheel Axle Plain Washer (2)

