

SWSL2023RT

Scissors Aerial Work Platform

SUNWARD



Dual extension decks



Auto-leveling outriggers



Maintenance lock



Drawer type Engine bracket

FEATURES

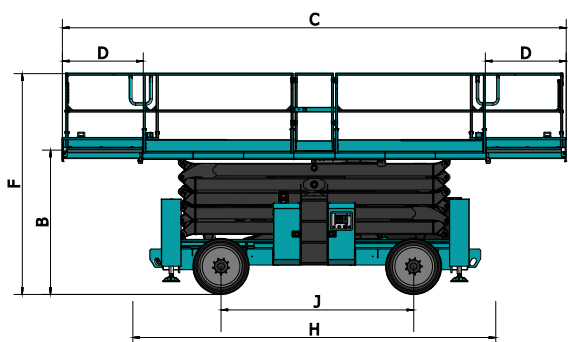
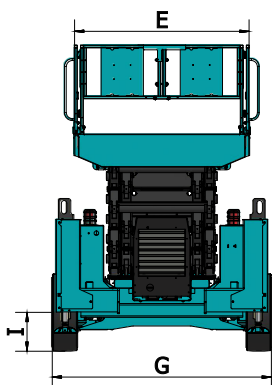
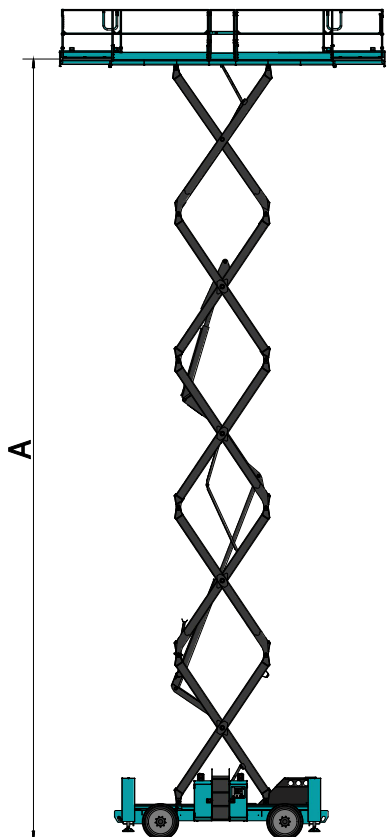
◆Alarm	◆Drawer type Engine bracket	◆Proportional control	◆Fault diagnosis system	◆Platform interlock door
◆Motion alarm	◆Maintenance lock	◆Dual extension decks	◆Tilt protection system	◆Overload protection system
◆Flashing beacon	◆Quad-Trax 4WD	◆Fold-down guardrails	◆Emergency stop system	◆Auto-leveling outriggers
◆Hour meter	◆Automatic braking system	◆Tubing explosion protection system	◆Emergency down system	◆Solid tires

OPTIONS

◆Hydraulic alternator	◆Extra toolbox	◆Platform folding seat	◆Non-mark tires	◆Hydraulic oil cooler
◆Fire extinguisher	◆Platform work light	◆AC power to platform		

SWSL2023RT

Scissors Aerial Work Platform



DIMENSION

Working height	66'7"(20m)
A Platform height	60'0"(18m)
B Platform height (stowed)	7'0"(2.14m)
C Platform length	17'6"(5.33m)
	Roll-out deck
D Roll-out deck length	3'11"(1.2m)
E Platform width	6'3"(1.9m)
F Height(Fence raise)	10'10"(3.31m)
	Height(Fence folded)
G Width	7'10"(2.39m)
H Length	17'5"(5.33m)
I Ground Clearance	11"(0.27m)
J Wheelbase	9'5"(2.88m)

PERFORMANCE

Capacity	1200lbs(545kg)
Roll-out deck capacity	500 lbs(227kg)
Max. occupants	4
Drive height	33'0"(10m)
Travel speed (stowed)	4.5mph(7.2km/h)
Travel speed (raised)	0.4mph(0.6km/h)
Max. Allowable Working Angle	2°/3°
Turning radius (inside/outside)	6'10"/17'5"(2.08m/5.3m)
Raise/Lower Time	65/59sec
Gradeability	40%
Control system	Proportional
Drive system	4X4
Tires	33X12-20
Power source	Kubota V2403-M-DI
Horsepower	49hp(36.5 kw)/2600rpm
Hydraulic Tank Capacity	40gal(151L)
Fuel Tank Capacity	25gal(95L)
Weight	21800lbs(9900kg)