

GLORIA

ALL - ROAD

Contents:

Introduction	1 - 6
Gravel Build	7 - 10
Road Build	11 - 16
Frame	17 - 20
Geometry	21 - 26




Gloria ALL-ROAD



Gloria 2023 Lookbook

3
G L O R I A

A close-up, low-angle shot of a bicycle frame. The frame is a matte, metallic grey color. The word 'GLORIA' is printed in large, bold, silver-colored letters along the down tube. The letters are spaced out, with 'G' at the bottom left and 'A' at the top right. The frame curves upwards and to the right. In the background, another part of the frame is visible, and a small brass-colored bolt is seen on the right side of the down tube. The lighting is soft and even, highlighting the texture of the frame.



Gloria ALL-ROAD

Gloria captures that post-ride euphoria, the gratifying sensation shared by all cyclists. It's that defining moment when the early morning rises, the pursuit of the pack, and the embrace of the outdoors converge to validate every ounce of effort. At Gloria, we firmly hold the belief that a bicycle should transcend singular purpose. Genuine cycling joy emerges when a bike demonstrates remarkable versatility without compromising its performance prowess.

Our bike effortlessly transitions from daily commutes to spirited gravel rides, park laps, Sunday chain-gangs, and even race circuits. Our ambition with this frameset is to seamlessly merge diverse cycling disciplines. While the same bike might grapple with the extremes of downhill or Crit racing, it confidently excels in intermediary realms, accomplishing multiple cycling feats.

Presenting an agile bicycle that thrives on varied terrains while preserving its road-worthy excellence. In the contemporary realm, the boundaries between road and gravel cycling are harmoniously blurring, often inspiring us to embark on exploratory day outings. If you seek a timeless bike that marries optimal stiffness with unparalleled comfort, our creation is your answer. We've maintained simplicity to your advantage, minimizing visits to the local bike shop and reducing time spent tinkering in the workshop.


The reliability of time-tested elements is well-known, with straight 44mm head-tubes and BSA bottom brackets proving their mettle over years of cycling evolution. Internal routing accommodates electronic groupsets, while cable guides cater to those opting for mechanical groups. Our design ethos extends to the rear, accommodating tires up to 700x40c, and a heightened stack in the front, ensuring an inviting geometry that caters to extensive days in the saddle.

Gloria is more than just a bicycle; it embodies an experience encompassing the exhilaration, freedom, and camaraderie that define the world of cycling.





Gloria ALL-ROAD



Gloria 2023 Lookbook

Gravel build



Gloria ALL-ROAD





Gloria ALL-ROAD



Gloria 2023 Lookbook

Road build



Gloria ALL-ROAD





Gloria ALL-ROAD





Gloria ALL-ROAD



Frame

Guide prices:

Frame only £1699.99

Frameset £1999.99

*Frameset supplied with road fork & axle, ZS44/EC44head-set, titanium collar, thru-axles front & rear and all appropriate cable guides.



Gloria ALL-ROAD





Gloria ALL-ROAD



Gloria 2023 Lookbook



Gloria ALL-ROAD



Geometry

Frame details:

*Frame finish included - blasted with hand brushed and satin logos

*Axles 12mm x 100mm front and 12mm x 142mm bolt thru

*Bottom bracket Standard BSA

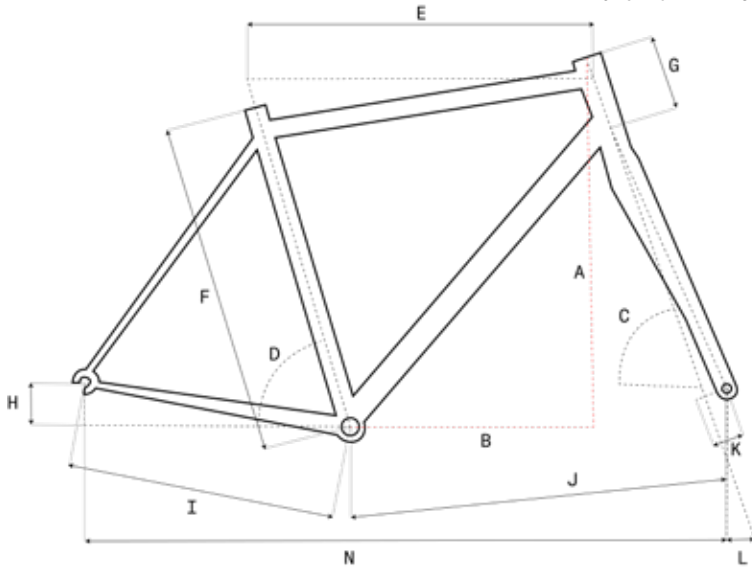
*Brake mount: Flat mount 140mm or 160mm rotors

*Seat tube internal 27.2mm & Seat tube external 31.8

*Tyre clearance 700 x 40c (depends on rim and knobbly)

*Headset ZS44/EC44 & Front mech 31.8 band on

Sizes		52	54	56	58
Stack	A	547	566	585	604
Reach	B	371	379	387	395
Head Tube Angle	C	71	72	72.5	72.5
Seat Tube Angle	D	73.5	73.5	73.5	73.5
Effective Top Tube	E	533	547	560	574
Seat Tube C-T	F	484	518	544	558
Head Tube	G	126	142	160	180
BB Drop	H	72	72	72	72
Rear Center	I	425	425	425	425
Front Centre	J	589	593	603	616
Fork Rake	K	45	45	45	45
Trail	L	70	64	61	61
Fork Axle Crown (mm)		382	382	382	382
Wheelbased	N	1003	1008	1017	1031



Is the Gloria All-Road available as a frame only?

All of our models are available as a frame only, frameset or complete bike. If you have a special requirement please give us a call.

Do you provide a bike build service?

If you purchase a complete bike, it will be supplied fully assembled. A small amount of assembly may be required if the bike is shipped via a courier service. We are able to build a bike using components supplied by customers, please get in touch to discuss options and prices.

Groupset compatibility?

The Glora All-Road is designed to fit all groupsets, with internal cable routing.

How to buy and Ride to work schemes?

Ride to work schemes available include Cycle scheme, Bike2work, Cycle solutions, Evans, GCI. You can purchase it from our website or visit our studio in London where you will enjoy a premium customer experience.





Gloria ALL-ROAD

**IN
CYCLING
WE TRUST**

