

Lenovo Smart Ring User Manual



1 Safety Information

Before using this product, read all safety instructions and follow all standard safety precautions. Any operation inconsistent with this manual may cause product damage.

- 1.Wear the ring on a properly fitted finger. A loose fit may affect heart rate monitoring accuracy.
- 2.During heart rate measurement via the App, keep your finger still.
- 3.Avoid excessive tightness during daily use. Ensure skin contact areas remain dry and ventilated. Clean the ring regularly with water. Discontinue use and consult a doctor if skin exhibits redness/swelling.
- 4.Keep the power adapter, charging dock, and device dry during charging. Do not handle with wet hands. Protect from rain/liquid exposure.
- 5.If unused for extended periods, fully charge the ring, power it off, store in a cool/dry place, and recharge at least every 3 months.
- 6.Operate within -10°C to 40°C. Extreme temperatures may cause malfunction.
- 7.If the epoxy resin breaks due to impact, do not touch or remove fragments. Stop using immediately.
- 8.Charge only with the included dock/cable. Use adapters meeting safety standards (e.g., CCC-certified).
- 9.Do not disassemble, impact, crush, or expose to fire (risk of explosion).
- 10.Contains non-removable lithium battery. Do not replace yourself. Replacement must use identical battery models by authorized centers. Discard swollen batteries immediately.
- 11.Do not incinerate or mechanically crush/cut the battery (risk of explosion).
- 12.Dispose of batteries per local regulations (not household waste).
- 13.Keep away from children (small parts pose choking hazards).
- 14.Keep indicator lights away from eyes of children/animals.
- 15.Not a medical device. Data is for reference only—not for diagnosis/treatment.
- 16.Symbol indicates DC voltage.

2 Product Components



Ring x1

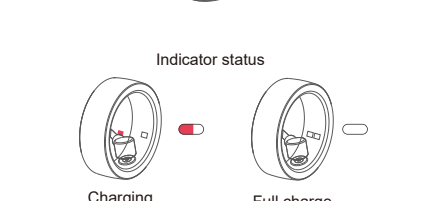


USB Charging Cable x1



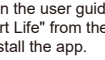
User Manual x1

3 Component Description



4 Device Pairing Steps

①Connect the charging cable to activate the ring



Indicator status



Charging



Full charge

②Download the App



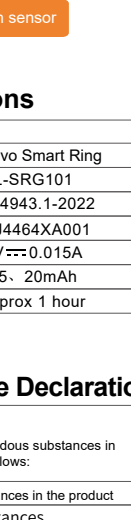
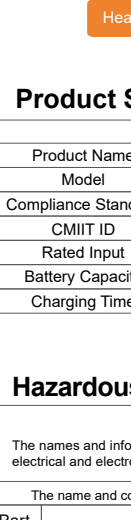
Scan the QR code in the user guide or download "LenSmart Life" from the App Store/Google Play and install the app.

! Do not connect directly via Bluetooth, as this may prevent the device from being detected within the app. If already connected, disconnect and restart the app to search again.

Steps: Settings > Bluetooth > click the exclamation point behind the device name > Forget This Device

③Ring and App Connection

Open the "LenSmart Life" App,click"+" bind device, Find "LenovoRG101" and confirm.



5 Product Usage

Indicator Status:



Heart Rate Test: Flashing green

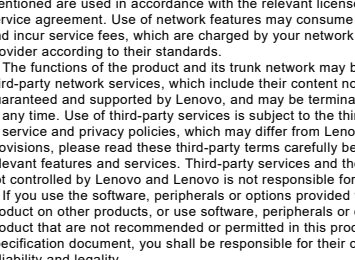


Blood Oxygen Test: Flashing red

Wearing Instructions:

①Wear on index/middle/ring finger for optimal fit and data accuracy.

②Position sensor against finger's inner side.



6 Product Specifications

Product Name	Lenovo Smart Ring
Model	L-SRG101
Compliance Standard	GB 4943.1-2022
CMIIT ID	25J4464XA001
Rated Input	5V---0.015A
Battery Capacity	15、20mAh
Charging Time	approx 1 hour

7 Hazardous Substance Declaration

The names and information tables of hazardous substances in electrical and electronic products are as follows:

The name and content of harmful substances in the product										
Part name	Hazardous substances									
	Pb	Hg	Cd	Cr(VI)	PBBs	PBDEs	DBP	DIBP	BBP	DEHP
Machine	○	○	○	○	○	○	○	○	○	○

Note 1:
○: It means that the content of the hazardous substance in all homogeneous materials of the component does not exceed the requirements of the national standard for the restriction of the use of hazardous substances in electrical and electronic products.
×: It means that the content of the hazardous substance in at least a homogeneous material of the part exceeds the requirements of the national standard for the restriction of the use of hazardous substances in electrical and electronic products.

Note 2:
The components not listed above indicate that their harmful substance content does not exceed the requirements of the national standard for the restriction of the use of hazardous substances in electrical and electronic products.

8 Legal Notice

1. Before installing and using the product, please read this document carefully, especially the relevant safety tips. Please keep this document safe for future reference.
2. The illustrations and functional descriptions in this document are provided for illustrative purposes only and are for reference only. Some of the parts, functions and features mentioned in this document are for illustrative purposes only and may only apply to certain models of products. Unless otherwise expressly stated, nothing in this document is a description of the specific specifications and configurations of the product. For product specifications and configurations, please refer to the relevant specification documents of this product or consult the product seller. Products, applications and content may be updated from time to time and their actual status may differ from this document.
3. The nominal storage capacity only represents the specifications, and the actual usable capacity of the user is lower than the nominal value. The technical performance metrics mentioned are based on specific environments and may vary depending on the settings and environments.
4. Some products (according to the product description) require network support to achieve all functions, and may need to be used with smart devices such as mobile phones. The software and internet services mentioned are used in accordance with the relevant license and/or service agreement. Use of network features may consume data traffic and incur service fees, which are charged by your network service provider according to their standards.
5. The functions of the product and its trunk network may be supported by third-party network services, which include their content not provided, guaranteed and supported by Lenovo, and may be terminated or changed at any time. Use of third-party services is subject to the third-party terms of service and privacy policies, which may differ from Lenovo's provisions, please read these third-party terms carefully before using the relevant features and services. Third-party services and their content are not controlled by Lenovo and Lenovo is not responsible for them.
6. If you use the software, peripherals or options provided with this product on other products, or use software, peripherals or options on this product that are not recommended or permitted in this product specification document, you shall be responsible for their compatibility, reliability and legality.
7. Nothing in this document constitutes a modification of Lenovo's product warranty policy.
8. This product is not designed for organ transplantation or other life support system applications, and in such applications, if the product fails, it may cause personal injury or death.
9. The part of this document that belongs to the licensor (if any) is used under authorization. No person may copy, transcribe, delete or compile all or any part of this document into machine-readable format in any way, store it in any form in a retrievable system, transmit it on a wired or wireless network, or translate it into any text in any form without Lenovo's prior written authorization.

9 Privacy Policy

This Privacy Policy (hereinafter referred to as the "Policy") applies to the Lenovo Smart Ring and APP services (hereinafter collectively referred to as the "Products") provided by Shenzhen Benniao IoT Technology Co., Ltd. (hereinafter referred to as "we", "us" or "BENIO"). We value your privacy and understand the importance of your personal information. We will explain to you through this policy how the product will handle your personal information, how we will protect your personal information and what rights you have. Please read and fully understand this policy carefully before using the product. The key content has been expressed in bold and underlined, and I hope you will pay special attention to it. Once you start using this product, it means that you have fully understood and agreed to our processing of your relevant information in accordance with this policy. If you do not agree with the content of this policy, we will not be able to provide you with the product normally, please stop accessing/using this product immediately. For details of the privacy policy, please log in to the LenSmart Life APP.

10 Feature Instructions:

Heart Rate/Blood Oxygen: Automatically checks every 30 minutes or manually triggered via the app.

Sleep Analysis: Requires wearing overnight; data syncs the next day.

Exercise Tracking: Ensure the ring is worn and enable the corresponding activity mode in the app.

Water Resistance: Suitable for swimming and showers (avoid hot water immersion or diving).

11 Battery Life & Charging:

Battery Life: 3-7 days (depending on usage).

Charging Indicator: Red light turns on during charging and turns off when fully charged.

Note: To conserve power, the ring will automatically disconnect when the app is closed. This does not affect its ability to continue recording data. When reopening the app, it will reconnect and sync data automatically.

12 Wearing Style

Wear the ring on your own suitable finger, Choose a comfortable size and wear on the index/middle/ring fingerto better monitor the data.

13 Q&A

How to check the ring's battery level?

When the ring is connected to the app, go to the"Device" section in the app to view the bat tery level.

Why is there no sleep data after wearing the ring overnight?

Excessive movement during sleeping may cause the ring to interpret it as non-sleep activity.

Why is the recorded sleep duration inaccurate?

Prolonged inactivity or excessive movement during sleeping while wearing the ring can affect sleep tracking accuracy.

14 Troubleshooting

Problem	Solution
Unable to connect to bluetooth	Ensure that the device is powered on and not connected to other phones
Data asynchronous	Check the network connection and wear the ring again
Abnormal charging	Clean the charging contacts or replace the charging cable