

OH SHOOT!

PLANTS



ZZ PLANT

CARE GUIDE


The ZZ Plant (*Zamioculcas zamiifolia*), is native to East Africa, from Kenya to South Africa. It's in the Araceae/Arum family, the same plant family as the Peace Lily. It is a low-maintenance and resilient houseplant. Here's a mini care guide to help you keep your ZZ Plant healthy and thriving:



WATERING

ZZ's like that friend who never needs a refill – water it sparingly! Let the soil dry out completely between sips, usually every 2-3 weeks.

Overwatering is a buzzkill, so don't drown the diva and ensure it has sufficient drainage, don't let it sit in water!



LIGHTING

ZZ is a low-maintenance plant! It's cool with both low and bright indirect light, so it's perfect for those tricky corners. Just don't blind it with direct sunlight otherwise the leaves may get scorched.




TEMPERATURE

ZZ loves room temperatures, just like you do! Keep it comfy between 18-24°C. No drafts, please – ZZ likes to stay cozy.



HUMIDITY

ZZ is chill about humidity levels. No need for a humidifier – it's cool with the room's vibe. But the occasional light misting session might help!



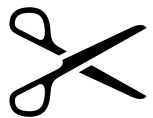
FLOWERS

It is very rare for the ZZ plant to flower indoors. These blooms are like the best-kept secret, often hiding in the foliage. Now, these blooms aren't ZZ's main act - it's all about those glossy, green leaves! 🌿



FERTILISING

Feed your ZZ plant with a balanced, diluted liquid fertiliser every 2-3 months during the growing season (spring and summer). Reduce or eliminate fertilisation during the dormant winter months.



PRUNING

Trim any yellow or damaged leaves to maintain the plant's appearance and encourage new growth.



REPOTTING

ZZ plants are slow growers and typically do not require frequent repotting. Repot every 2-3 years or when the plant becomes root-bound.



TOXICITY

ZZ plants are considered mildly toxic if ingested. Keep them out of reach of pets and children.



PESTS & DISEASES

ZZ plants are generally pest-resistant, but occasional issues like mealybugs or spider mites may occur. Inspect the plant regularly and treat any infestations promptly.



PROPOGATION & GROWTH

If you want to spread the ZZ love, take cuttings and create more ZZ plant buddies! You can propagate leaf or stem cuttings in water until rooting.

With minimal care, your ZZ plant can thrive and add a touch of greenery to your indoor space. These can reach up to 4 feet tall indoors.