

OH SHOOT!

PLANTS



STRING OF BANANAS


CARE GUIDE

Senecio Radicans - String of Bananas – Native to South Africa, an exotic addition to your indoor garden. These unique succulents are ready to adorn your space with their charm. Here's your complete care guide for your String of Bananas:



WATERING

Keep it light and breezy! Water your String of Bananas sparingly – allow the soil to dry out between waterings. In the active growing season (spring and summer), a thorough but infrequent watering will do the trick. They're desert darlings, so don't overwater – they prefer a sip, not a soak!



LIGHTING

Let them hang in style! Place your String of Bananas in bright, indirect light to maintain their vitality. They'll flourish near a sunny window with filtered sunlight but can adapt to slightly lower light conditions.




TEMPERATURE

Keep it moderate! Maintain temperatures between 18-24°C. Protect them from drafts and extremes to keep your String of bananas looking vibrant.



HUMIDITY

These trailing beauties aren't high-maintenance! They'll thrive in typical indoor humidity levels, no misting required.




FLOWERS

String of Bananas occasionally produces tiny, fragrant flowers along their stems. While not their main attraction, these delicate blooms add a touch of charm to their trailing display.



FERTILISING

Feed the whimsy with a diluted, balanced liquid fertiliser every 4-6 weeks during spring and summer. They're not heavy feeders, so a light touch with nutrients is just right.



PRUNING

Keep their whimsical shape intact with occasional pruning. Trim any leggy or overgrown stems to maintain their playful appearance.



REPOTTING

Allow them to hang in comfort! Repot only when they've outgrown their current pot. Choose a pot with drainage to keep their roots happy!



TOXICITY

Great news – String of Bananas is non-toxic and safe for pets and humans. No need to worry about playful nibblers!



PESTS & DISEASES

These cascading wonders are generally pest-resistant, but keep an eye out for occasional pests like mealybugs or spider mites.



PROPAGATION & GROWTH

Create a whimsical forest! Propagate your String of Bananas through stem cuttings or by planting the "bananas" directly in soil. These trailing wonders are more than just plants – they're nature's garland, bringing a playful touch to any space, perfect for cascading indoor jungles!