

OH SHOOT!

PLANTS



STRELITZIA REGINAE


CARE GUIDE

Meet the *Strelitzia Reginae* native to rainforests of South Africa, the botanical monarch of the plant kingdom. This majestic beauty, also known as the "Orange Bird of Paradise," is ready to rule your indoor jungle. Here's how to keep your *Strelitzia Reginae* thriving like true royalty:



WATERING

Regal, not soggy! Water your Bird of Paradise when the top inch of soil is dry. Usually, every 1-2 weeks does the trick. Ensure proper drainage – no royal puddles, please!



LIGHTING

The Bird of Paradise loves to bask in the spotlight. Place it in bright, indirect sunlight to make it feel like a tropical queen. Shield it from harsh, direct sun to prevent sunburn on its regal leaves.




TEMPERATURE

Keep your Bird of Paradise in a warm environment, around 18-24°C. Avoid chilly drafts to maintain its majesty.



HUMIDITY

Keep your Bird of Paradise in a warm environment, around 18-24°C. Avoid chilly drafts to maintain its majesty. No frosts allowed!




FLOWERS

Your Bird of Paradise can bless you with magnificent, bird-like blooms. These exotic flowers are truly the crown jewels of the plant world. While she can be a bit reserved about flowering indoors, when she does decide to strut her stuff, it's a sight to behold.



FERTILISING

Feed the queen! Provide a balanced liquid fertiliser during its spring and summer every 2-4 weeks. In the colder months, let her have some downtime from the royal banquets.



PRUNING

Keep her attire flawless by trimming any damaged or unruly leaves. Your Bird of Paradise deserves to look her best! Pruning also encourages fresh growth – a true royal makeover.



REPOTTING

Every 2-3 years, give your queen a bigger palace. Repot into a larger container with good drainage to accommodate her grandeur. Think of it as an upgrade to the royal suite!



TOXICITY

While she's a benevolent ruler, the Bird of Paradise can be harmful if ingested. Keep it out of reach of pets and children.



PESTS & DISEASES

Palace guards, beware! Occasionally, pests like mealybugs or spider mites may attempt an attack. Monitor for intruders and take swift action.



PROPAGATION & GROWTH

Propagating Strelitiza can be a bit of a process, but the rewards are worth it! The most common method is division – separating her root system. Ensure each has several healthy roots and stems before potting up. In the right conditions these can reach up to 7 feet tall.