

OH SHOOT!

PLANTS




PARLOUR PALM CARE GUIDE

Meet the Parlour Palm, your ultimate green elegance that adds a touch of class to your indoor garden. Native to southern Mexico and Guatemala, this sophisticated beauty is here to grace your space. Here's your complete care guide for this timeless plant:



WATERING

Let's keep the hydration classy! Maintain slightly moist soil during the spring and summer. In autumn and winter, let the top inch of soil dry out between sips. Avoid drenching – your Parlour Palm prefers a touch of sophistication in its watering routine.



LIGHTING

Create a stage for this green diva! Your Parlour Palm thrives in bright, indirect sunlight. Place it near a window with filtered light, but shield it from direct sunbeams.




TEMPERATURE

Keep the temperature between 18-24°C to maintain its refined disposition. Avoid sudden temperature changes – your Parlour Palm prefers a stable and sophisticated environment.



HUMIDITY

Offer a touch of luxury with some humidity. Regular misting or a well-placed humidifier will keep it feeling regal. But don't worry, it can also adapt to a less extravagant lifestyle.



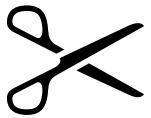
FLOWERS

The Parlour Palm doesn't typically produce showy blooms indoor, but its lush green foliage is a year-round masterpiece that never goes out of style. Although rare you might just find it rocking a snazzy yellow floral outfit!



FERTILISING

Feed your elegant guest with a diluted, balanced liquid fertiliser every 4-6 weeks during spring and summer. Give it a break during the winter months to enjoy some plant pampering.



PRUNING

Maintain its green elegance with occasional pruning. Trim any browned or unsightly fronds to keep it looking sophisticated. Think of it as a leafy haircut at a high-end salon.



REPOTTING

If it's outgrown its current residence, upgrade it to a more lavish pot every 2-3 years. Choose a larger container with proper drainage for a touch of opulence.



TOXICITY

Good news for your elegant companion – the Parlour Palm is non-toxic and safe for both humans and pets.



PESTS & DISEASES

While it's typically low-maintenance, keep an eye out for occasional pests like spider mites or mealybugs. Handle them with the grace of a true host.



PROPAGATION & GROWTH

To expand your green aristocracy, propagate the Parlour Palm by dividing its offsets. Create a royal court of elegant palms! This plant's timeless beauty adds a touch of sophistication to any space, and it can reach 6 feet indoors when looked after.