

OH SHOOT!

PLANTS




MONSTERA DELICIOSA CARE GUIDE

Meet the fabulous Monstera Deliciosa, the Swiss Cheese Plant. This trendy houseplant is famous for its quirky foliage that's more fashionable due to the split leaves (fenestrations). It comes from the tropical forests of southern Mexico all the way down to Panama. Here is a guide to care for your monstera deliciosa:



WATERING

Water when the top inch of soil gets dry, and let the water groove through the pot's drainage holes. Overwatering is like a rainstorm at a dance party – a real mood-killer. So, let the soil dry out a bit between drinks.



LIGHTING

Your Monstera loves to party in bright, indirect sunlight – it's like its personal disco! Give it enough light to keep its mood up. If it starts reaching out too far, it's probably looking for the dance floor, so bring it closer to the light source.




TEMPERATURE

Keep your Monstera in the comfort zone, around 18-29°C. It's not a fan of sudden chills or hot, steamy saunas. Keep away from drafts!



HUMIDITY

Monstera is a tropical diva that adores high humidity. Show it some love with a misting session or place a bowl of water nearby for a moisture boost.



FLOWERS


Whilst loved for its iconic leaves, although rare it's also known to flower and grow edible fruit.

Keep an eye out for these remarkable party tricks – blooms and even the potential of exotic edible fruit!



FERTILISING

Monstera loves its food, but don't overfeed! Feed it a balanced liquid fertiliser during its growing season (spring and summer) every 4-6 weeks. In the autumn and winter, it goes on a diet – no more feasts!



PRUNING

Is it for a little plant haircut? Trim leggy stems or any unsightly leaves to keep your Monstera looking sharp and stylish.



REPOTTING

Repot every 2-3 years when the plant becomes root-bound. Choose a slightly larger pot with good drainage.



TOXICITY

Monstera isn't on the menu for your pets or curious kids. Keep it out of their reach, as it is toxic if ingested.



PESTS & DISEASES

Watch out for party crashers like mealybugs or spider mites. Check your Monstera regularly, and if you spot any unwelcome guests, show them the exit with appropriate treatment.



PROPAGATION & GROWTH

As your Monstera grows, it may need some support to keep those fabulous leaves neat and tidy. A moss pole, bamboo or trellis is perfect to train your monstera to grow upright. It can get up to 18 feet tall with the right care.

If you want more Monstera babies, take node cuttings and propagate them start them off in water until they root and then move into a small pot.