

# OH SHOOT!

PLANTS




# CACTUS CARE GUIDE

Get ready to dive into the amazing world of cacti, your spiky companions! Cacti bring a touch of desert charm to your collection. Originally native to the Americas, but now found all over the world. Here's your complete cacti thrive guide:



## WATERING

Cacti are the desert's champions! Water sparingly – allow the soil to completely dry out between drinks. In Spring and Summer, give them a sip every 2-4 weeks. In Autumn and Winter, cut back even more. Remember, they're desert dwellers – they prefer to be thirsty rather than waterlogged!



## LIGHTING

Cacti crave sunlight! Place them in bright, indirect sunlight near a sunny window. Shield them from intense midday rays to prevent sunburn. Consider a grow light if natural sunlight is limited – they love their sunshine! 🌞🌵




## TEMPERATURE

Cacti thrive in warm environments between 21-38°C. Avoid exposing them to chilly drafts or temperatures below 10°C they prefer a cozy desert vibe.



## HUMIDITY

Cacti are true desert divas and love low humidity. They thrive in dry, arid conditions. No need for misting – they'll enjoy the dry climate you provide.



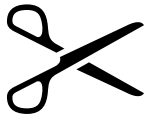
## FLOWERS

Cacti can surprise you with dazzling, showy blooms in various colors. Each flower is a desert jewel! Keep them in bright light to encourage blooming.



## FERTILISING

Feed them with a diluted, low-nitrogen fertiliser every 4-6 weeks during spring and summer. But don't overdo it – they're low-maintenance and prefer a light touch when it comes to food.



## PRUNING

Cacti grow slowly and typically don't require much trimming. If you see any dead or damaged stems, feel free to snip them away.



## REPOTTING

Cacti enjoy being a bit cramped. Only repot when they've truly outgrown their current pot. Choose a pot with drainage holes to prevent soggy roots.



## TOXICITY

Great news! Cacti are non-toxic and safe for pets and humans. Only spiky and prickly surprises here!



## PESTS & DISEASES

Cacti are tough cookies, but they can occasionally encounter pests like mealybugs or scale insects. Deal with them using a gentle spray of soapy water or a soft brush to brush away the intruders. 🐞



## PROPAGATION & GROWTH

Expand your prickly family! Cacti can be propagated from cuttings or offsets. These resilient plants bring a touch of the desert's magic to your indoor garden, making every day feel like a desert adventure!