

ICM

In-line Contamination Monitor



- Low Cost & Compact
- Water & Dust Resistant
- Real time system analysis
- Easy integration to control systems
- Simple installation & operation
- Available in ATEX version



Applications

When it comes to condition monitoring, MP Filtri Ltd provide the expertise & response required by a fast moving global hydraulic industry.

A continual focus on quality & business improvements means that we can provide the best solution and service for our customers.

- Diesel Systems
- Test Rigs
- Lubrication
- Mining/Heavy Engineering
- Renewable Energy
- Motorsport
- Harbour systems
- Off-shore
- Aviation Systems
- Emerging technologies



ICM

In-line Contamination Monitor

The ICM automatically measures and displays particulate contamination, moisture and temperature levels in various hydraulic fluids. It is designed specifically to be mounted directly to systems, where ongoing measurement or analysis is required, and where space and costs are limited.

- 8 channel contamination measurement & display
- Measures and displays ISO 4406:1999, NAS 1638, AS 4059E and ISO 11218
- Moisture and temperature sensing
- Data logging and 4000 test result memory
- Manual, automatic and remote control functionality
- Multicolour LED and remote alarm signaling
- Robust die cast aluminium construction
- LPA View software (included)




Specification

Technology	LED Based Light Extinction Automatic Optical Particle Counter
Particle Sizing	>4,6,14,21,25,38,50,70 µm(c) to ISO 4406 1999 Standard
Analysis Range \ Formats	ISO 4406: 1999 Code 0 to 25 NAS 1638 Class 00 to 12 AS4059 Rev.E. Table 1&2 Sizes A-F: 000 to 12 ISO 11218 00-12 (Lower Limits are Test Time dependent)
Accuracy	± ½ code for 4, 6 14µm(c). ± 1 code for larger sizes.
Calibration	Each unit individually calibrated with ISO Medium Test Dust (MTD) based on ISO 11171 (1999), on equipment certified by IFTS.
Operating Flow Rate	20 - 400 ml/minute
Viscosity Range	≤ 1000 cSt
Fluid Temperature	-25 to +80 °C *Pressure limited
Pressure Max	400 barg. *Temperature limited * For high frequency pressure pulse applications contact MP Filtri Ltd
Test Time	Adjustable 10 - 3600 seconds. Factory set to 120 seconds
Moisture Sensing	% RH (Relative Humidity) ±3%

Temperature Measurement	±3°C
Flow rate measurement	Indication only
Data Storage	4000 tests.
Comms Port	RS485, RS232, MODBUS, CANBUS
Ambient Temperature min/max	-25°C to 80°C non K version -25°C to 55°C K version
Environmental Protection	IP 65/67 versatile IK04 Impact Protection
Weight	1.15kg
Electrical Supply	Voltage 9-36V DC
Supply Current	12V 24V 36V Basic Unit 70mA 40mA 30mA With -K (Keypad) 150mA 80mA 60mA
Power Consumption	<2.2W
Outer Casing Finishes	Anodised Aluminium (dark grey) Polyester Vinyl Paint (light grey)
Wetted parts	M - C46400 Cu alloy, 316 stainless steel, viton, FR4, sapphire. N - 316 stainless steel, viton, sapphire. S - 316 stainless steel, perfluoro elastomer, sapphire, EPDM.

W Water and Temperature Sensing



The ICM "W" option indicates water content as a percentage of saturation and oil temperature in degrees centigrade. 100% RH corresponds to the point at which free water can exist in the fluid. i.e. the fluid is no longer able to hold the water in a dissolved solution.

The sensor can help provide early indication of

costly failure due to free water, including but not exclusive to;

- Corrosion
- Metal surface fatigue e.g. bearing failure
- Reduced lubrication & load carrying characteristics

M N S Fluid Compatibility

The ICM can operate across a number of fluid types meeting the needs of most major hydraulic markets.

	Wetted parts	Typical fluids
M	Brass, Viton & FR4	Synthetic, diesel, petroleum & mineral based
N*	Austenitic Stainless Steel & Viton	Off-shore & water based fluids
S*	Austenitic Stainless Steel & Perfluoroelastomer	Phosphate Ester & Aggressive**

*Please note: the N & S versions are supplied with an anodised aluminium case and are not available with water sensor option. M versions are available with polyester vinyl paint finish or anodised finish. Where anodised finish is required, please specify at time of order. See specification table for more details **Consult MP Filtri. Visit mpfiltri.co.uk for detailed fluid specification compatibility.

K Keypad Option

Keypad – Adds 6 key keypad and 128 x 64 pixel back-lit graphical display.



K version



Non K version
(OEM Product)

R Relays



The ICM "R" option displays & operates over 8 channels comprehensively covering all of the applied standard formats. It allows fully customisable alarm settings and indicates these via a multicolour LED and/or remote customer control systems.

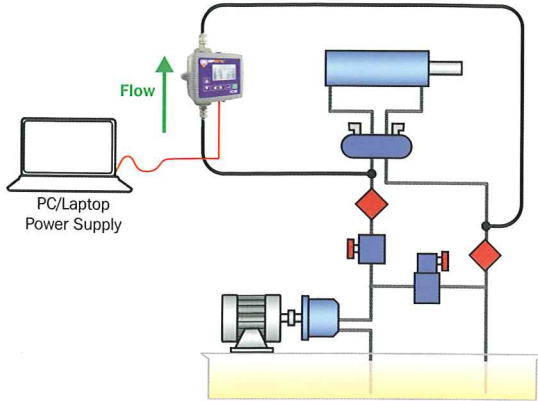
Alarm Types

- Contamination codes and/or individual particle sizes
- Water content
- Temperature

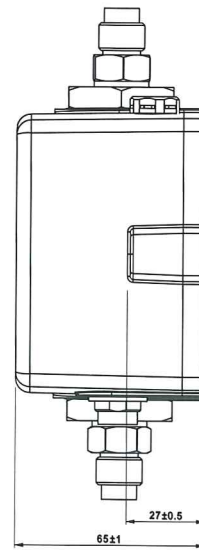
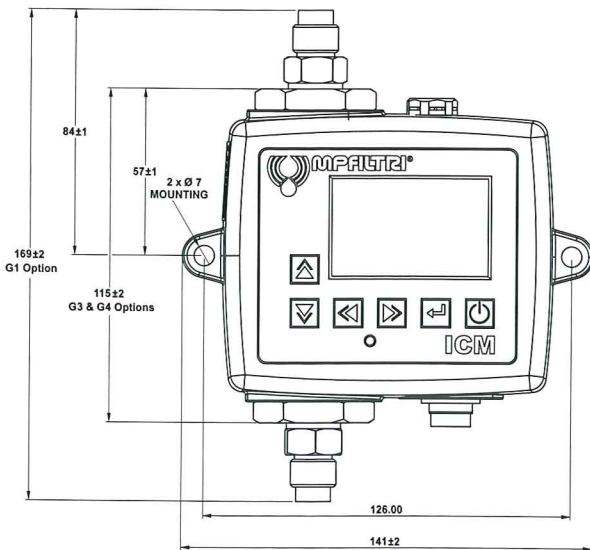
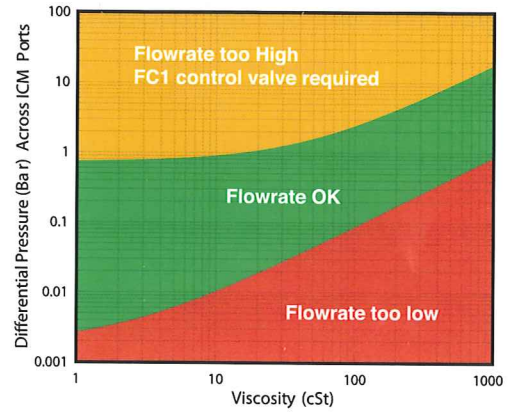
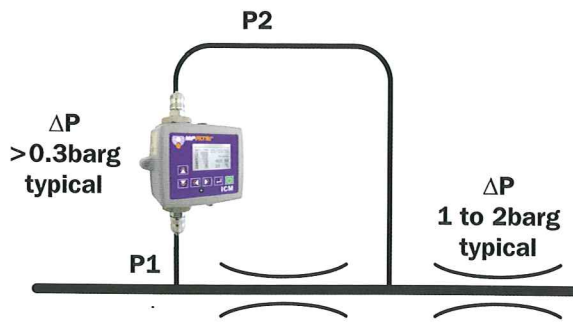
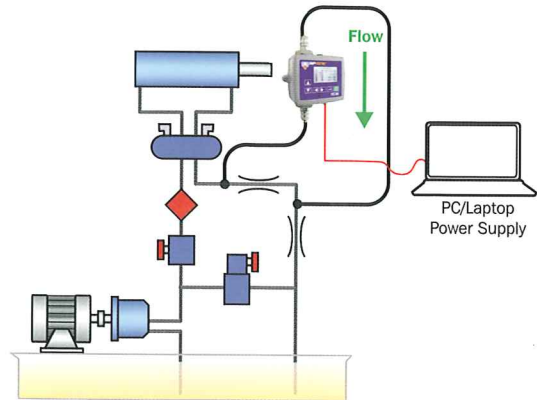
* Note; When purchasing an "R" model, the alarms are factory set to off, and must be activated via LPA View

ICM – Installation Guidance

Typical Pressure Line



Typical Return Line



The ICM must be in a vertical orientation, with the oil flowing upwards through it.

Accessories

Auxiliary Communications

Two auxiliary communication devices are available to order with the ICM. A USB interface which allows for communication via a laptop (RS485 to RS232 converter) & an ethernet device for remote access via a network hub.

Both devices can transmit power to the ICM/RDU electrical circuit using a DC power adapter. The USBi has the additional benefit of supplying power via the USB cable directly.

Both devices come with a DC Power adapter and 3m twisted pair cable as standard.

How to Order

ICM	USBi
ICM	ETHi



ETHi

USBi

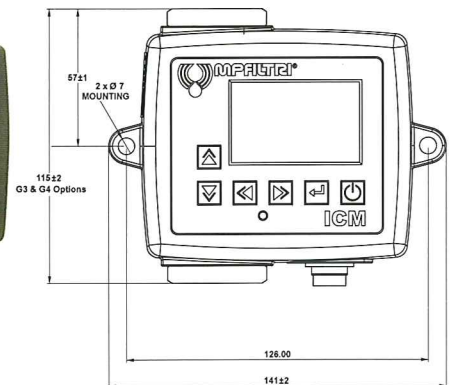
ICM-RDU

The ICM RDU (Remote Display Unit) is advantageous when the ICM is out of reach or in a location unsuitable for viewing. The ICM can also be controlled via the RDU.

*Note; Installation dimensions are the same as the ICM.

How to Order

ICM	RDU	O (painted)
ICM	RDU	A (anodised)



ICM-FC1

A pressure compensated flow control valve specifically designed to fit the ICM. This may be needed if the application produces an oil flow greater than 400ml/min through the ICM.

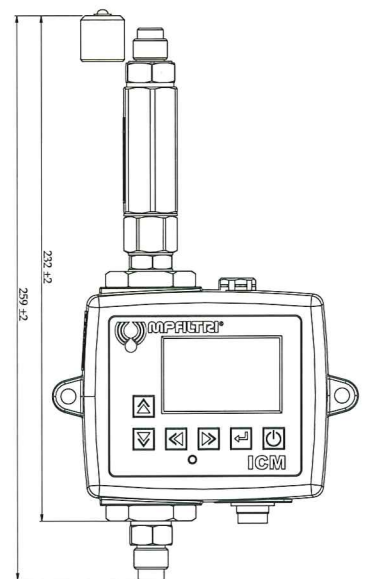
ICM-FC1 - is supplied with adaptors which enable the valve to be fitted to the ICM.

Max Pressure - 400barg

Usable Flow Range - 4barg to 400barg ΔP

How to Order

ICM	FC1	M	G1
ICM	FC1	M	G3
ICM	FC1	N	G1
ICM	FC1	N	G3
ICM	FC1	S	G1
ICM	FC1	S	G3



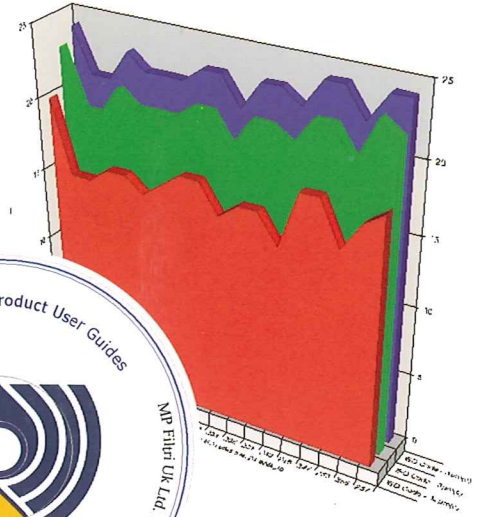
ICM with Flow Control Valve and Minimes fitting

Software

LPA View Software

When connected to LPA View, the ICM can transfer results in realtime, or alternatively historical results can be downloaded from the ICM's inbuilt memory.

- Runs on Windows 2000, XP, Vista and Windows 7.
- Full adjustment & control of product settings, test times and alarms
- Easy test report generation
- Trend analysis
- Graphical display options
- Universal format across our contamination monitoring product range



Website

www.mpfiltri.co.uk

- Whether you know what you require or not, our easy to use quotation request form will send your enquiry direct to technical sales. Alternatively, our friendly sales teams are always available to give you advice over the telephone.
- Our fluid compatibility chart is constantly being updated with existing, new & emerging fluid types. If you have a fluid specification which is not on the chart, contact us for testing/trialling possibilities.
- Existing customers benefit from being able to download the latest version of product software when it is released.
- Product literature & supporting information is available in print ready pdf. format.
- Get all the latest information on product releases, website/literature updates and company news by subscribing to our RSS feed!

The screenshot shows the MP Filtri website interface. At the top, there's a navigation bar with 'HOME', 'About Us', 'Products and Services', 'Condition Monitoring', 'News and Events', 'Technical and Support', 'Contact', and 'Enquiry Form'. The main content area is divided into several sections:

- About Us:** A brief introduction to the company.
- Products and Services:** A section highlighting various products and services, including a 'NEW Product Enquiry Form'.
- News and Events:** A section for company news and events, including a 'FREE SEMINAR' announcement.
- Fluid Compatibility Chart:** A detailed chart showing compatibility between various fluid types and MP Filtri products. The chart has columns for Fluid Type, Fluid Spec, ICM, LPA, PHL, CHL, FCI, BS11, and BS125. The rows list various fluid types and specifications.
- Spares & Accessories:** A section for spare parts and accessories, including a list of products and their descriptions.
- Product Literature:** A section for downloading product literature and manuals.

At the bottom of the page, there's a footer with 'www.mpfiltri.co.uk Condition Monitoring Division' and 'www.mpfiltri.com Group Headquarters'. There's also a 'Select Language' dropdown menu.



Warranty and Recalibration

Warranty The ICM is guaranteed for 12 months from date of receipt.

Re-calibration As with all types of measurement equipment, MP Filtri recommend returning your ICM for a calibration check/re-calibration at regular intervals. This timeframe may vary depending on individual customer quality management system requirements. Please note, it is the customers responsibility to plan for business continuity whilst products are away for calibration. For more information on our re-calibration service, contact your local MP Filtri sales team. The RDU, FC1, USBi & ETHi do not require re-calibration.

How to Order

Example: ICM - W - M - K - R - A - G1



ICM Can be used as a standalone product or can be controlled by an external PC, PLC or the ICM-RDU Remote Display Unit. 3m control cable supplied as standard.

Water Option

W Water and Temperature Sensing

0 No Water and Temperature Sensing

* For high frequency pressure pulse applications contact MP Filtri.

Fluid Options

M Mineral Oil Fluid Compatibility.

N Offshore and selected water based fluids*.

S Phosphate Ester and aggressive fluids*.

* Consult MP Filtri. Note: N and S models are supplied with anodised outer case and are not available with water sensing option.

Keypad Option

K Keypad – Adds 6 key keypad and 128 x 64 pixel back-lit graphical display.

0 No Keypad

Relay Option

R Relays.

0 No Relays.

Finish

A Anodised.

0 Painted.

Port Options

G1 ICM complete with minimess connections M16 x 2.

G3 1/4" BSP Ports.

G4 7/16" UNF.

Caution

Hydraulic systems contain dangerous fluids at high pressures and temperatures. Installation, servicing and adjustment are only to be performed by qualified personnel. Do not tamper with this device. Do not use this product outside the parameters specified in this document & other related literature.



ITALY (Head Quarters)
MP FILTRI S.p.A.
 Tel. +39.02/95703.1
 Fax +39.02/95741497
 95740188
 email: sales@mpfiltri.com
 http://www.mpfiltri.com

UNITED KINGDOM
MP FILTRI UK Ltd.
 Tel: +44.1451-822522
 Fax: +44.1451-822282
 email: sales@mpfiltri.co.uk
 http://www.mpfiltri.co.uk

CANADA
MP FILTRI CANADA Inc.
 Tel: +1.905-303-1369
 Fax: +1.905-303-7256
 email: mail@mpfiltricanada.com
 http://www.mpfiltricanada.com

CHINA
MP FILTRI (SHANGHAI) CO LTD
 Tel: +86.21-58919916
 Fax: +86.21-58919667
 sales@mpfiltrishanghai.com
 http://www.mpfiltrichina.com

FRANCE
MP FILTRI FRANCE
 Tel: +33.1-40-86-47-00
 Fax: +33.1-40-86-47-09
 email: contact@mpfiltrifrance.com
 http://www.mpfiltri.com

INDIA
MP FILTRI INDIA
 Tel: +91 9945599899
 email: s.mishra@mpfiltri.com
 http://www.mpfiltri.com

GERMANY
MP FILTRI D GmbH
 Tel: +49.6806-85022.0
 Fax: +49.6806-85022.18
 email: service@mpfiltri.de
 http://www.mpfiltri.com

RUSSIAN FEDERATION
MP FILTRI RUSSIA INC
 Phone mobile: +7.095-502-5411
 Fax: +7.095-205-9410
 email: mpfiltrirusia@yahoo.com
 http://www.mpfiltri.ru

USA
MP FILTRI USA Inc.
 Tel: +1.215-529-1300
 Fax: +1.215-529-1902
 email: sales@mpfiltriusa.com
 http://www.mpfiltriusa.com

UAE
MP FILTRI UAE
 Tel: +91 9945599899
 email: s.mishra@mpfiltri.com
 http://www.mpfiltri.com