

WARRANTY

AMERICAN RECORDER TECHNOLOGIES, INC. (ART) includes with this product a limited one year guarantee, free from defects in manufacture and workmanship to the original owner. Warranty does not apply to misuse, abuse, neglect, accident, improper use, etc. **ART** reserves the right to make such determination on the basis of factory inspection.

A valid return authorization number must be obtained from **ART** customer service department for all factory warranty service. All warranty repairs must be returned prepaid. (COD's will be refused).

SPECIFICATIONS:

SIZE: 2.5"L x 1.5"H x 0.75"D **CASE MATERIAL:** High impact ABS **POWER INPUT VOLTAGE:** 9~24 volts DC

For installation or technical questions:

PHONE: 1 805-527-9580 **EMAIL:** technical@americanrecorder.com



Always consult your local municipality for the proper disposal of electronic waste.

RoHS
CE

American Recorder Technologies, Inc.

1872 Angus Ave., Simi Valley, CA 93063 USA

Toll Free: 888 611-3790 • Voice: 805 527-9580 • Fax: 805 527-1433

info@americanrecorder.com • www.americanrecorder.com

© 2018 American Recorder Technologies, Inc.

rev 1118



MODEL: OAS-CON-4B

LED SIGN CONTROLLER

WARRANTY

AMERICAN RECORDER TECHNOLOGIES, INC. (ART) includes with this product a limited one year guarantee, free from defects in manufacture and workmanship to the original owner. Warranty does not apply to misuse, abuse, neglect, accident, improper use, etc. **ART** reserves the right to make such determination on the basis of factory inspection.

A valid return authorization number must be obtained from **ART** customer service department for all factory warranty service. All warranty repairs must be returned prepaid. (COD's will be refused).

SPECIFICATIONS:

SIZE: 2.5"L x 1.5"H x 0.75"D **CASE MATERIAL:** High impact ABS **POWER INPUT VOLTAGE:** 9~24 volts DC

For installation or technical questions:

PHONE: 1 805-527-9580 **EMAIL:** technical@americanrecorder.com



Always consult your local municipality for the proper disposal of electronic waste.

RoHS
CE

American Recorder Technologies, Inc.

1872 Angus Ave., Simi Valley, CA 93063 USA

Toll Free: 888 611-3790 • Voice: 805 527-9580 • Fax: 805 527-1433

info@americanrecorder.com • www.americanrecorder.com

© 2018 American Recorder Technologies, Inc.

rev 1118



MODEL: OAS-CON-4B

LED SIGN CONTROLLER

⚠ IMPORTANT SAFETY PRECAUTIONS

Use only as intended. Should only be used by qualified individuals.

CAUTION: Risk of electrical shock! Do not use near water or if you are wet. Intended for indoor use only. Use in dry, ventilated area free of excessive dust, humidity, flammable materials, corrosive fumes and conductive contaminants.

Do not connect to directly to 110v~220V power source. Only use power supplies supplied with OAS series LED INDICATOR SIGNS.

WARNING: Do not pull cord protruding from back of panel.
Do not use if the electrical cords are worn or damaged.

KEEP THIS PRODUCT OUT OF THE REACH OF CHILDREN

The information contained in this document is subject to change without notice. American Recorder Technologies, Inc. makes no warranty of any kind with regard to this material, including, but not limited to, the implied warranties of merchantability and fitness for a particular purpose. Not liable of errors contained herein or for incidental or consequential damages in connection with the furnishing, performance, or use of this material.

⚠ IMPORTANT SAFETY PRECAUTIONS

Use only as intended. Should only be used by qualified individuals.

CAUTION: Risk of electrical shock! Do not use near water or if you are wet. Intended for indoor use only. Use in dry, ventilated area free of excessive dust, humidity, flammable materials, corrosive fumes and conductive contaminants.


Do not connect to directly to 110v~220V power source. Only use power supplies supplied with OAS series LED INDICATOR SIGNS.

WARNING: Do not pull cord protruding from back of panel.
Do not use if the electrical cords are worn or damaged.

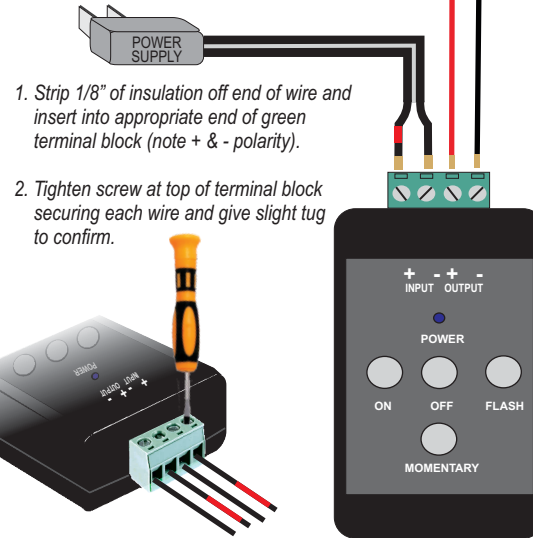
KEEP THIS PRODUCT OUT OF THE REACH OF CHILDREN

The information contained in this document is subject to change without notice. American Recorder Technologies, Inc. makes no warranty of any kind with regard to this material, including, but not limited to, the implied warranties of merchantability and fitness for a particular purpose. Not liable of errors contained herein or for incidental or consequential damages in connection with the furnishing, performance, or use of this material.

CONNECTIONS:



Tools required:
- Wire Strippers
- Small tip flat-blade screwdriver




1. Strip 1/8" of insulation off end of wire and insert into appropriate end of green terminal block (note + & - polarity).
2. Tighten screw at top of terminal block securing each wire and give slight tug to confirm.



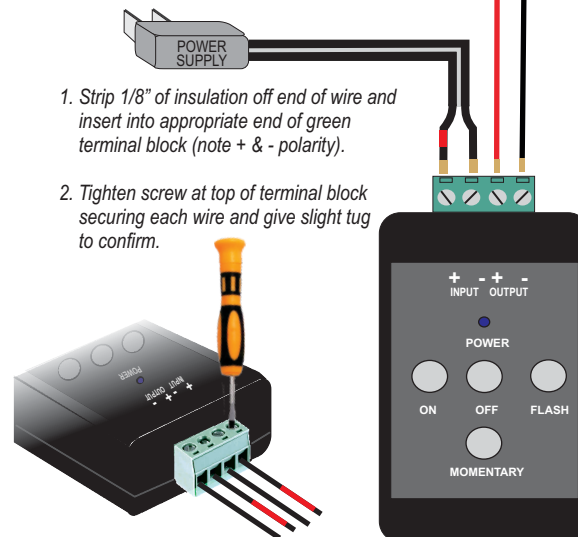
BUTTON CONTROLS:

ON - Powers on sign
OFF - Powers off sign
FLASH - Automatically powers on/off sign (approx @1.5 sec interval)
MOMENTARY - Powers signs when button is engaged, off when released

CONNECTIONS:



Tools required:
- Wire Strippers
- Small tip flat-blade screwdriver



1. Strip 1/8" of insulation off end of wire and insert into appropriate end of green terminal block (note + & - polarity).
2. Tighten screw at top of terminal block securing each wire and give slight tug to confirm.



BUTTON CONTROLS:

ON - Powers on sign
OFF - Powers off sign
FLASH - Automatically powers on/off sign (approx @1.5 sec interval)
MOMENTARY - Powers signs when button is engaged, off when released