



# PRESSURE & TEMPERATURE INSTRUMENTS

[www.picgauges.com](http://www.picgauges.com)

A DIVISION OF ENGINEERED SPECIALTY PRODUCTS, INC.

# PROCESS PRESSURE GAUGES

## 4 1/2" SAFETY CASE PROCESS GAUGES


- 4501/4502 Phenolic Liquid Fillable Case
  - 316 SS Internals (Monel Available)
  - Single Scale (Dual Scale Available)
  - Polycarbonate Lens Standard (Safety Glass Option)
  - Micro Adjustable Pointer
  - SS Movement with Overload & Underload Stops
  - 0.5% Accuracy
  - Ranges: Vacuum - 20,000 psi
- Note: Special Ranges and Artwork Available from Stock

## 4 1/2" OR 6" PANEL MOUNT

- Black Aluminum Case and Ring
  - 316 SS Internals (Monel Available)
  - Single Scale (Dual Scale Available)
  - Polycarbonate Lens
  - Micro Adjustable Pointer
  - SS Movement with Overload & Underload Stops
  - 0.5% Accuracy
  - Ranges: Vacuum - 20,000 psi
- Note: Special Dials Available from Stock

## 4 1/2" SS SAFETY CASE

- Stainless Steel Liquid Fillable Case
  - 316 SS Internals
  - Single Scale
  - Polycarbonate Lens
  - Adjustable Pointer
  - SS Movement with Overload Stops
  - 0.5% Accuracy
  - Ranges: Vacuum - 20,000 psi
- Note: Special Dials Available from Stock



# HEAVY DUTY INDUSTRIAL GAUGES

## 2 1/2", 4" OR 6" LOWER MOUNT

- Stainless Steel Liquid Fillable Case
  - 316 SS Internals Welded at Case
  - Single Scale (Dual Scale Available)
  - Laminated Safety Glass Lens, Adjustable Pointer
  - SS Movement with Overload & Underload Stops
  - 1% Accuracy
  - Ranges: Vacuum - 20,000 psi
- Note: Special Dials Available from Stock

## 2 1/2", 4" OR 6" PANEL MOUNT

- Stainless Steel Liquid Fillable Case
  - 316 SS Internals Welded at Case
  - Single Scale (Dual Scale Available)
  - Removable Bezel, Adjustable Pointer
  - Front Flange Panel Mount, Lower Back Connect
  - 1% Accuracy
  - Ranges: Vacuum - 20,000 psi
- Note: Special Dials Available from Stock

## 4" AUTOCLAVE

- SS Liquid Fillable Case
- 316 SS Internals Welded at Case
- Single Scale - psi
- Under & Overload Stops
- 0.5% Accuracy
- Ranges: 10, 15, or 20,000 psi
- 9/16 MP Male Connection

## 2 1/2" FORGED BRASS

- Polished Brass Case
- 1/4" Lower Mount
- Copper Alloy Internals
- Single Scale - psi
- Liquid Filled, Polycarbonate Lens
- 1.5% Accuracy
- Ranges: Vacuum - 10,000 psi



# INDUSTRIAL PRESSURE GAUGES

## 4 1/2", 6" OR 8 1/2" DIAL SIZE

- Black Steel Case, Chrome Bezel
  - Lower Mount, Back Flange
  - Copper Alloy Internals
  - Single Scale - psi (Dual Scale Available)
  - Plastic Lens
  - Adjustable Pointer
  - 1% Accuracy
  - Ranges: Vacuum - 1,000 psi
- Note: Special Dials Available from Stock

## LOW PRESSURE

- 2 1/2" or 4" Dials
- 4 1/2" Dial for Phenolic Case
- Steel, Stainless Steel, or Phenolic Case Options
- Copper Alloy or 316 SS Internals, Dry Non-Fillable
- Lower Mount, Center Back Mount or Panel Mount Configurations
- 1/4" NPT Standard (1/2" Available on 4" & 4 1/2" Dials)
- 2-1-2% Accuracy, Zero Adjust
- Rubber Covers Available

## 6" TEST GAUGE

- SS Liquid Fillable Case
- 316 SS Internals
- Single Scale - psi
- Safety Glass Lens
- SS Movement
- 0.25% Accuracy
- Ranges: Vacuum - 10,000 psi

## 3" Digital

- Aluminum Case
- 316 SS Socket
- Switchable Scale
- Backlit Display
- Peak Hold
- 0.25 % Accuracy
- Ranges: Vacuum - 5,000 psi
- Battery Operated






# DIAPHRAGM SEALS

PIC Gauges is a full line diaphragm seal manufacturer. Diaphragm seals are designed to protect instruments from severe applications. PIC Gauges manufactures diaphragm seals in all sizes, connections and materials, including seals for gauges, transmitters, switches and more. In addition, PIC Gauges attaches instruments and fill systems, providing many options with quick delivery.



# NEEDLE VALVES

High quality, instrumentation grade needle valves designed for heavy-duty process applications and industrial applications, PIC Gauges carries a large inventory of hard seat (10,000 psi) and soft seat (6,000 psi) valves in carbon steel and stainless steel. Needle valves are available in 1/4" through 1" NPT, straight or angle pattern, male x male, female x female or male x female. Multiport valves and valve manifolds also available.



# AMMONIA REFRIGERATION GAUGES

## DRY GAUGE

- 2 1/2" or 4" Dial Sizes
- Chrome Plated Steel Case
- 316 SS Tube, Steel Socket
- 1/4" NPT Lower Mount
- 3-2-3% Accuracy
- Plastic Lens, Twist Off

## LIQUID FILLED GAUGE

- 2 1/2" or 4" Dial Sizes
- Stainless Steel Case
- 316 SS Internals
- 1/4" NPT Lower Mount
- 2-1-2% Accuracy
- Polycarbonate Lens

## PROCESS

- 4 1/2" Dial Size
- Phenolic Safety Case
- 316 SS Internals
- 1/4" or 1/2" NPT, Lower Mount
- 0.5% Accuracy
- Polycarbonate Lens

## PANEL MOUNT

- 6" Dial Size
- Stainless Steel Case
- 316 SS Internals
- 1/4" or 1/2" NPT, Panel Mount
- 1% Accuracy
- Polycarbonate Lens

## 8" LARGE DIAMETER

- 8" Dial Size
- Aluminum Case
- 316 SS Internals
- 1/4" NPT, Wall Mount
- 1% Accuracy
- Tempered Glass Lens



# THERMOMETERS

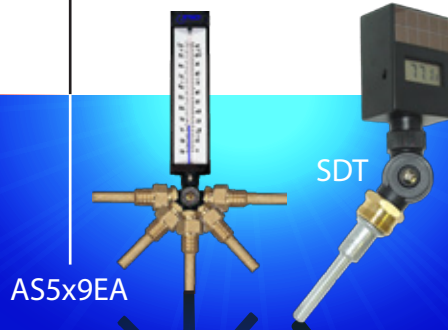
## BIMETAL THERMOMETERS

- Back Angle, Adjustable Angle or Bottom Outlet
- 2", 3", or 5" Anti-Parallax Dial with Recalibration Feature
- All SS Construction - Hermetically Sealed
- 1/2" NPT Standard, Stem Welded to Connection
- Glass Lens Standard
- Vibration Resistant Design
- +/- 1% Accuracy with Fast Response
- All Ranges up to 1000°F Available




## 9" SCALE INDUSTRIAL

- Adjustable Angle with Swivel
- Cylolac or Aluminum Case
- Glass Lens, \*\*\* Mercury Free
- 3 1/2" or 6" Stem Length
- Single Scale °F or °C or Dual Scale °F & °C
- +/- 1% Accuracy
- Solar Digital Industrial in Stock



## POCKET TEST THERMOMETERS

- Bi-metal Type
- 1" Dial Size Standard, 5" SS Stem Standard
- Protective Sleeve with Pocket Clip Standard
- Ranges: -40/160 °F, 25/125 °F, 0/220 °F, 50/550 °F & °C
- Recalibration Feature



# MORE THERMOMETERS ...

- 2", 2 1/2", 3 1/2", 4 1/2" Dial Sizes
- Stainless Steel Case Standard (Other Case Materials Available)
- Front Flange, U-Clamp or Back Flange
- Bulb & Capillary Available Materials: Bronze, SS, Nickel Plated & More
- Ranges Available from -60 °F to 350 °F



- Bottom or Back Connection
- 5" Scale Enamel Coated Steel
- Dual Scale 40-260 °F & °C
- 1/2" NPT Connection
- Brass or Steel Well Included



- 2" Dial, 32-240 °F & °C
- 2 1/2" Aluminum Stem
- Aluminum Case, Polycarbonate Lens
- Snap on Brass Well
- With 1/2" NPT or 3/4" Sweat Connection



- 2" Dial Surface Type
- All Aluminum Design
- Various Ranges Available
- Magnetic Type or Spring Held also Available



# THERMOWELLS

PIC Gauges is a full line thermowell manufacturer. Thermowells are designed to protect temperature sensors of all types. PIC Gauges manufactures all sizes, connections and materials, offering thermowells for bimetal, industrial and filled system thermometers, RTDs, thermocouples and more. Standard thermowells are in stock for immediate delivery. PIC Gauges also has the ability to manufacture custom wells according to customer specifications.



# UTILITY GAUGES

## LOWER MOUNT

- Dial Sizes: 1 1/2", 2", 2 1/2", 3 1/2", 4 1/2"
- Connect: 1/8" NPT on 1 1/2" & 2" 1/4" NPT on 2", 2 1/2", 3 1/2", 4 1/2"
- Black Steel Case, Lower Mount
- Copper Alloy Internals
- Plastic Lens Standard
- Accuracy: 3-2-3%



101D

## BACK MOUNT

- Dial Sizes: 1 1/2", 2", 2 1/2", 3 1/2"
- Connect: 1/8" NPT on 1 1/2" & 2" 1/4" NPT on 2", 2 1/2", 3 1/2"
- Black Steel Case, Center Back Mount
- Copper Alloy Internals
- Plastic Lens Standard
- Accuracy: 3-2-3%



102D

## U-CLAMP MOUNT

- Dial Sizes: 1 1/2", 2", 2 1/2", 3 1/2"
- Connect: 1/8" NPT on 1 1/2" & 2" 1/4" NPT on 2", 2 1/2", 3 1/2"
- Chrome Plated, U-Clamp Panel Mount
- Copper Alloy Internals
- Plastic Lens Standard
- Accuracy: 3-2-3%



103D

## FRONT FLANGE MOUNT

- Dial Sizes: 1 1/2", 2", 2 1/2", 3 1/2"
- Connect: 1/8" NPT on 1 1/2" & 2" 1/4" NPT on 2", 2 1/2", 3 1/2"
- Chrome Plated, Front Flange Panel Mount
- Copper Alloy Internals
- Plastic Lens Standard
- Accuracy: 3-2-3%



104D

# LIQUID FILLED GAUGES

## LOWER MOUNT

- Dial Sizes: 1 1/2", 2", 2 1/2", 4"
- Connect: 1/8" NPT on 1 1/2" & 2" 1/4" NPT on 2", 2 1/2" & 4" 1/2" NPT on 4"
- SS Case, Lower Mount
- Copper Alloy Internals
- Glycerine Fill, Polycarbonate Lens
- Accuracy: 2-1-2% on 2 1/2" and 4" 3-2-3% on 1 1/2" and 2" Dial



201L

## BACK MOUNT

- Dial Sizes: 1 1/2", 2", 2 1/2", 4"
- Connect: 1/8" NPT on 1 1/2" & 2" 1/4" NPT on 2", 2 1/2" & 4" 1/2" NPT on 4"
- SS Case, Back Mount
- Copper Alloy Internals
- Glycerine Fill, Polycarbonate Lens
- Accuracy: 2-1-2% on 2 1/2" and 4" 3-2-3% on 1 1/2" and 2" Dial



202L

## U-CLAMP MOUNT

- Dial Sizes: 1 1/2", 2", 2 1/2", 4"
- Connect: 1/8" NPT on 1 1/2" & 2" 1/4" NPT on 2", 2 1/2" & 4" 1/2" NPT on 4"
- SS Case, U-Clamp Panel Mount
- Copper Alloy Internals
- Glycerine Fill, Polycarbonate Lens
- Accuracy: 2-1-2% on 2 1/2" and 4" 3-2-3% on 1 1/2" and 2" Dial



203L

## FRONT FLANGE MOUNT

- Dial Sizes: 1 1/2", 2", 2 1/2", 4"
- Connect: 1/8" NPT on 1 1/2" & 2" 1/4" NPT on 2", 2 1/2" & 4" 1/2" NPT on 4"
- SS Case, Front Flange Panel Mount
- Copper Alloy Internals
- Glycerine Fill, Polycarbonate Lens
- Accuracy: 2-1-2% on 2 1/2" and 4" 3-2-3% on 1 1/2" and 2" Dial



204L

# ALL STAINLESS STEEL GAUGES

## LOWER MOUNT

- Dial Sizes: 1 1/2", 2", 2 1/2", 4"
- Connect: 1/8" NPT on 1 1/2" & 2" 1/4" NPT on 2", 2 1/2" & 4" 1/2" NPT on 4"
- SS Case, Lower Mount
- 316 SS Internals
- Glycerine Fill, Polycarbonate Lens
- Accuracy: 2-1-2% on 2 1/2" and 4" 3-2-3% on 1 1/2" and 2" Dial



301L

## BACK MOUNT

- Dial Sizes: 1 1/2", 2", 2 1/2", 4"
- Connect: 1/8" NPT on 1 1/2" & 2" 1/4" NPT on 2", 2 1/2" & 4" 1/2" NPT on 4"
- SS Case, Back Mount
- 316 SS Internals
- Glycerine Fill, Polycarbonate Lens
- Accuracy: 2-1-2% on 2 1/2" and 4" 3-2-3% on 1 1/2" and 2" Dial



302L

## U-CLAMP MOUNT

- Dial Sizes: 1 1/2", 2", 2 1/2", 4"
- Connect: 1/8" NPT on 1 1/2" & 2" 1/4" NPT on 2", 2 1/2" & 4" 1/2" NPT on 4"
- SS Case, U-Clamp Panel Mount
- 316 SS Internals
- Glycerine Fill, Polycarbonate Lens
- Accuracy: 2-1-2% on 2 1/2" and 4" 3-2-3% on 1 1/2" and 2" Dial



303L

## FRONT FLANGE MOUNT

- Dial Sizes: 1 1/2", 2", 2 1/2", 4"
- Connect: 1/8" NPT on 1 1/2" & 2" 1/4" NPT on 2", 2 1/2" & 4" 1/2" NPT on 4"
- SS Case, Front Flange Panel Mount
- 316 SS Internals
- Glycerine Fill, Polycarbonate Lens
- Accuracy: 2-1-2% on 2 1/2" and 4" 3-2-3% on 1 1/2" and 2" Dial



304L



# TRIDICATORS

## COMMERCIAL TRIDICATORS

- 2 1/2" or 3 1/4" Round Dial
- Dual Scale Pressure & Temperature
- 1/4" or 1/2" NPT Back Mount
- Black Steel Case
- Plastic Lens
- Copper Alloy Stem & Connection



TRI-RC-3.25

## INDUSTRIAL TRIDICATORS

- Square Dial or Round Dial
- 3 1/2" Dial, Pressure & Temperature
- 1/2" NPT Lower or Back Mount
- Grey Steel Case, Glass Lens
- Plastic Lens Standard
- Copper Alloy Stem & Connection



TRI-SQ-



TRI-RC-

## HEAVY DUTY TRIDICATORS

- 3" Round Dial
- Dual Scale Pressure & Temperature
- 1/2" NPT Lower Mount or Back Mount
- Heavy-Duty Steel Case
- Polycarbonate Lens
- Copper Alloy Stem & Connection



TRI-HD

## OEM TRIDICATORS

- 2 1/2", 3 1/4", or 3 1/2" Dial Sizes
- Custom Stem Lengths & Dials
- Dual Temperature & Pressure
- Connections, Ranges, & Configurations as Required



OEM TRIDICATORS

# GAS TEST

## SYSTEM PIPING TEST GAUGES

- 2" Dial, Black Steel Case,
- Plastic Lens
- Copper Alloy Internals, Vertical or Horizontal Type
- Steel Hex or Bell Type Body Available
- 1/2", 3/4" or 1" NPT Pipe Connections
- Complete with Air Valve & Cap



GT-

# HOSE TEST

## HOSE GAUGE

- 2 1/2" Dial, Black Plastic Case
- Copper Alloy Internals,
- Plastic Lens
- Top Connection Stem Mount
- 3/4" FNPT Hose Connection
- With or Without Max Pointer



HOSE

HOSE-MAX

# CONTRACTOR

## 4 1/2" CONTRACTOR GAUGE

- 4 1/2" Dial
- Stainless Steel Case
- Copper Alloy Internals,
- Plastic Lens
- 1/4" NPT Lower Mount
- 1% Accuracy



CONTRACTOR-4Lx

# ACCESSORIES

## GAUGE ACCESSORIES

- A14 = FxF Gauge Cock
- A15 = MxF Gauge Cock
- NV-B-1/4 = 1/4" Needle Valve
- BW42 = 1/4" Brass Snubber
- A031 = Pigtail Siphon
- SS Cooling Tower



A15

A14

BW42

NV-B

A031

COOLING TOWER

# ADDITIONAL ITEMS & SPECIALS



CUSTOM LOGO



USE NO OIL



MINI GAUGE



SPIRAL TUBE



RECTANGULAR GAUGE



ALTITUDE



CANNERS



TOOLS

# ELECTRONIC PRESSURE & TEMPERATURE MEASUREMENT



PSA



PTS



RTD



TC

# CONTACT PIC GAUGES FOR:

- CUSTOM GAUGES
- CALIBRATIONS/CERTIFICATIONS
- ACCESSORIES
- SPECIAL APPLICATIONS

IN ADDITION TO THE PRODUCTS SHOWN IN THIS BROCHURE, PIC GAUGES CAN FILL SPECIAL REQUESTS AND CUSTOM ORDERS

CONTACT YOUR REPRESENTATIVE TODAY!