

G100 Wired & Bluetooth 2 in 1

RGB light Speaker

User Manual

Section 1: Important Notes

1. Please read this user manual carefully and save it for future reference.
2. Don't expose the Speaker to moisture or excessive humidity.
3. Do not drop or allow the speaker to be immersed in water.
4. Long-term exposure to loud music may damage the speaker and therefore influence further performance. It will be better to avoid extreme volume when using the speaker.
5. Please follow the warnings contained in these instructions.
6. The only way to clean the Speaker is with a dry cloth or towel.
7. Disassembling the Speaker without authorization will void your warranty.
8. Please unplug the charging cord when lightning or not in use.
9. When removing cords, grasp the plug and pull straight out, instead of tugging on the wire itself.
10. Avoid exposing the Speaker directly to extreme heat or direct sunlight, which can damage the battery.

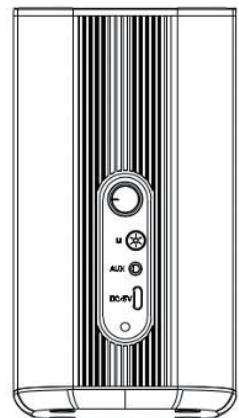
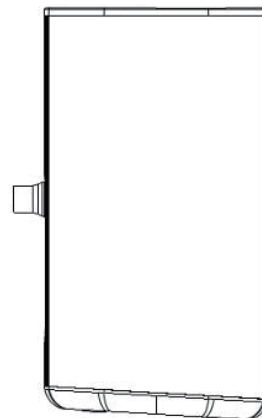

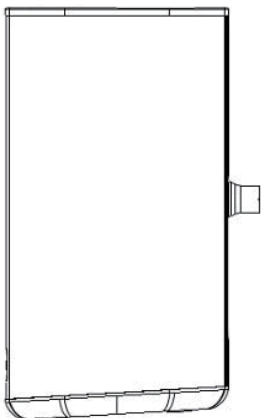
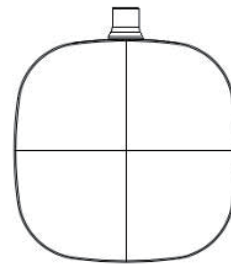
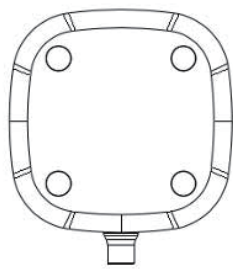
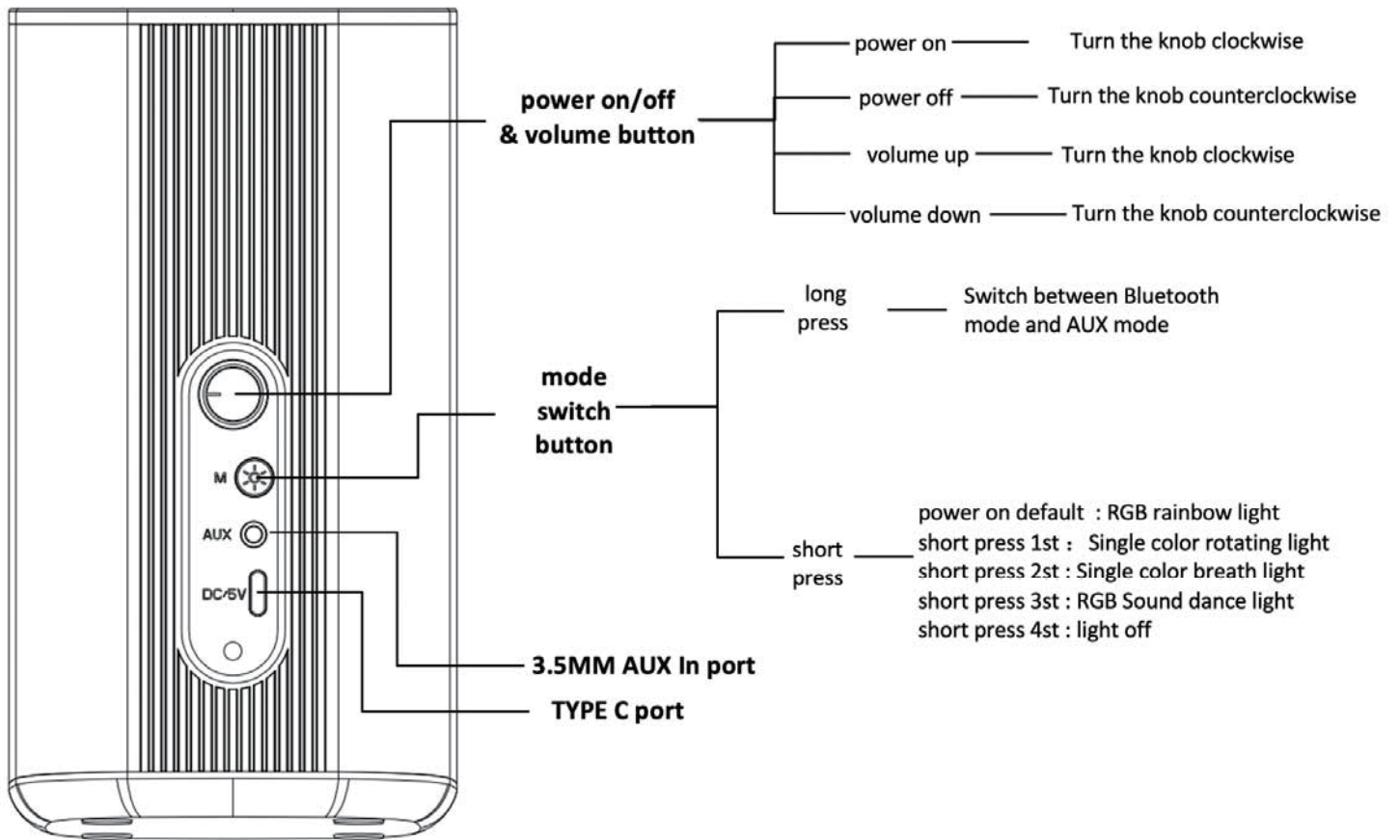
List of accessories

- Speaker * 1
- USB cable* 1
- AUX cable*1
- User Manual* 1

Product data :

bluetooth version :	AB(AB5365B)5.0
Bluetooth protocol:	RF.5.0.1/BB.5.0.2/LL.5.0.2/LMP.5.0.2/A2DP.1.3.1.2/AVCTP.1.4.1/AVDTP.1.3.4/AVRCP:1.6.1.2/GAVDP.1.3.1/HFP.1.7.1.2/HID.1.0.14/IOPT.4.0.1/L2CAP.5.0.2/RFCOMM.1.2.2/RFPHY.5.0.2/SDP.5.0.0/SPP.1.2.2/SM.5.0.2/GAP.1.0.2/GATT.5.0.2/BAS.1.0.3
bluetooth distance :	≅ 10 meter
power supply :	USB 5V/2A
Speaker output :	5W*2
trumpet spec :	52mm (2inch) 4Ω5W*2 pcs
material:	ABS+metal mesh
product function :	bluetooth music /AUX in /LED RGB Light
Frequency response range :	100HZ-20KHZ
Signal to noise ratio:	≅ 75DB
sensitivity:	750mV ±50mV
distortion :	MAX VOL <3%
separation :	≅ 45dB
product size :	86MM*86MM*165MM
product weight :	955g ±10g
Charging voltage :	DC5V
Charging current :	2A

Buttons and Controls:



Operation in Wired AUX & Bluetooth Mode :

1. Take out two speakers and you can put on the two sides of computer and laptop or display as you like .
2. Use USB-C cable inserted into the USB charging port of the speaker. The other end is connected to a charging device that can provide a DC voltage 5V / 2A. The speaker will automatically enter the charging mode.
3. Use 3.5mm Aux cable inserted into the aux port of the speaker. The other end is connected to computer or PC Aux port .

Switch To Bluetooth mode :

1. long press the “ M ” button switch into Bluetooth mode , and there will be a sound reminder to say “ Bluetooth mode ”
2. Open the Bluetooth function of mobile phone, tablet or computer or other devices, and click search. When the pairing name " **ENGLAON G100** " appears in the list, select this pairing name and connect , this is Bluetooth 5.0 solution connection, now you can enjoy wireless music fun .
3. super bass, sonorous and powerful:
The built-in bass enhances the hardware, making the music's bass more sonorous and powerful .

Switch To AUX mode:

1. long press the “ M ” button switch into AUX mode , can plays music through its own 3.5mm audio port and devices such as phones/tablets/laptops/computers.