

Instruction for use - Carabiners

Warning

- * Activities involving the use of this equipment are inherently dangerous and can lead to severe injury or even death. You must be responsible for your actions and decisions.
- * Read and understand the instructions before use. Before using this product, it is essential to have got adequate training, understood and mastered the basic techniques.
- * This product must not be used beyond its limits, nor be used for any purpose other than for which it is designed. If you have any doubts or difficulties in understanding this manual, please contact
GLACIER BLACK
2256 South Foothill Drive
Salt Lake City, UT 84109

- * Cross sign” in the manual means inappropriate operation. There are many kinds of misuses which can not be all covered in this manual. Only the illustrated ways are authorized.

- * Any misuse may lead to severe injury or even death.

Note: The surface of carabiners are coated.

Application:

Carabiner belongs to PPE (personal protective equipment) which is designed for climbing, caving, canyoning, rope access and rescue. EN12275 is the standard of mountaineering equipment connectors. EN12275B is for basic carabiners and EN12275H is for HMS carabiners.

Warning: Carabiners can not be used for industrial hoisting.

This product is compliant with **EN 362:2004, EN 12275:2013 and REGULATION (EU) 2016/425**. Notified body which carries out EU certification and product quality management according to Module C2: **Notified body: NO 1019: VVUU a.s.,** Pikartská 1337/7, Ostrava-Radvanice, 716 07, Czech Republic, phone: +420 596 252 111

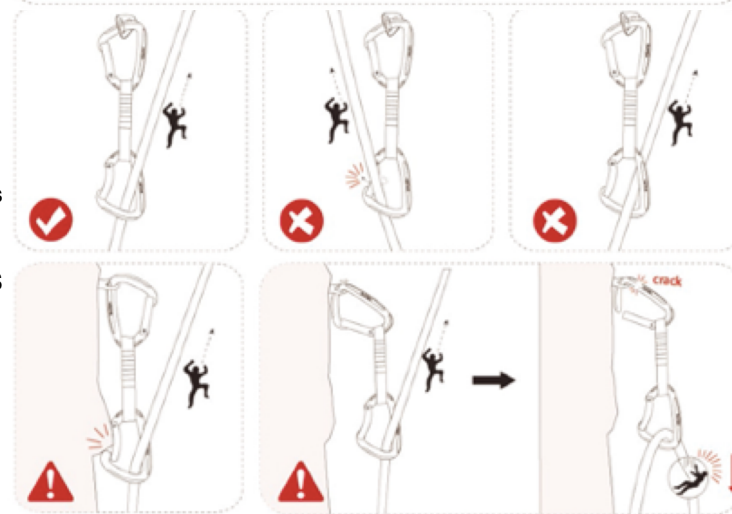
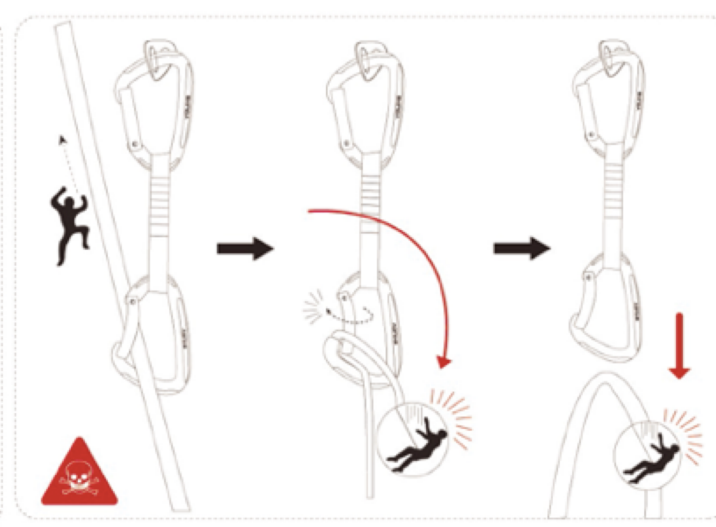
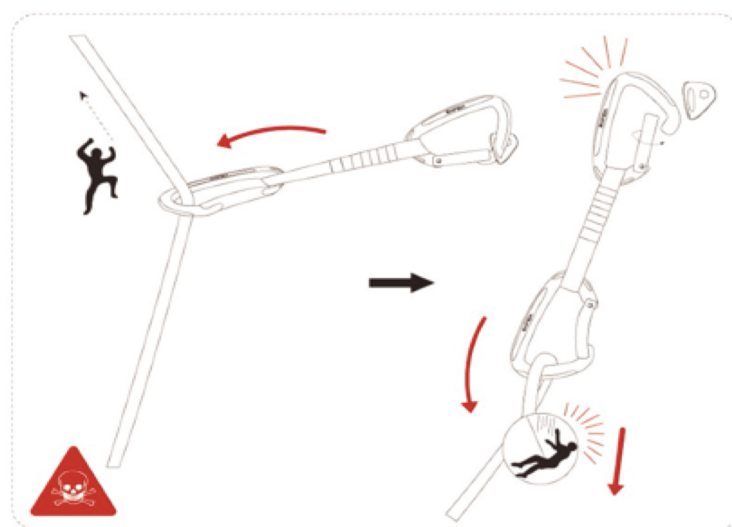
Please check the **EU DECLARATION OF CONFORMITY** on: www.glacierblack.com.

Acceptable temperature: -20°C~50°C.

Storage and transport:

Remaining fluid and other stain on metal equipment must be rinsed and dried and then stored in a dry environment. The equipment must not come into contact with abrasion, load, chemicals, sharp edges or heat source etc as those are inherently harmful. Metal equipment must be specially stored in the container and transported in compliance with storage requirements.

The use and storage of the product is suggested to be taken care of by accountable people.



Safety check

Before each use:

Verify that the condition of the gate, the spring, the main body, the nose are free of wear, cracks, deformation, corrosion...verify that there are no foreign objects in the eye and the locking system works well.

Note: The wear of the coated surface will accelerate the process of oxidation and corrosion.

During each use:

Verify that the carabiner is clipped into other equipment; Verify that the gate closes well and no other foreign objects will obstruct the locking system; Verify that the load is on the major axis; Verify that there is no complicated loading such as leverage pressure, extrusion or cross loading.

Warning: Any foreign objects or shocks might unlock the carabiner.

Additional information:

*The user's health and body condition must be fit for working at heights. Unconscious suspension at height can lead to severe injury or even death. Ensure that a rescue procedure is in place.

*The pulley effect should be taken into consideration when climbing. Any impact on the climber will increase the loading on the top anchor by 1.7times.

*In the industrial use, the breaking load of a single anchor point must be 12kN at least or meet the standards of EN 795. The position of anchor should be higher than the user's connection. In a fall arrest system, it is essential to take the length of carabiners into consideration and check the required clearance below the user in order to avoid any impact with the ground or with an obstacle in case of a fall.

*In a safety system, the weakest component determines the strength of the whole system.

*Avoid that the rope and other braided fabric rub against sharp edges or rough surfaces.

*A risk assessment is needed and protection measures should be taken before use.

*Working alone is not allowed and you should have a rescue plan and the means to implement it in case of encountered difficulties.

When to retire your equipment:

- You don't know its usage history;
- You doubt about its performance, strength or safety;
- It fails to pass PPE inspection;
- Malfunctions are found;
- It fails to meet updated regulations or standards;
- It has been subjected to a major fall or load;

How to retire your equipment:

Mark it with irremovable labels or destroy it as to prevent further use. For instance, drill or cut it. Or return it to the manufacturer for disposal.

Life span, regular inspection and retirement:

*No storage limit for the metal in the proper environment; the plastic parts of the equipment can be stored up to 10 years and the rubber parts can be up to 3 years.

*The equipment may need to be retired only after one use because of misuse, accidents or compatibility problems.

*The practical lifespan depends on the type and intensity of usage, harsh environment (marine environment, extreme temperatures, sand and mud etc). Equipment check has great effect on the lifespan. The comprehensive inspection is required once every 12 months minimum, apart from normal check before use, during use and after use. The greater the intensity of use, the more checks you need. Record the results of the inspection. Warning: Long time exposure to ultraviolet ray may affect the strength of fabric equipment such as slings, stitches and ropes.

*The inspector must be competent or authorized by the manufacturer.

*Inspections included:

- Check if the products are free of corrosion, melting, cracks, wear, deformation or stain (the spine's wear can not be over 1mm);
- Check if the gate works or rotates well;
- Check if the markings are illegible;

*You should maintain or retire the equipment, or hand to the manufacturer for further inspection when the results are negative such as deformation, malfunction of the gate.

Responsibilities:

*You are responsible for your actions and decisions. If you can not take the responsibilities, don't use it.

*Only qualified person or one under supervision of a competent and experienced person can use this product.

*You must take training course including theory and practice, basics for working at height, proper ways to use and relevant safety system knowledge before use.

*When it is resold to other countries or regions, the instruction manual must be made in local languages.

*GLACIER BLACK is not responsible for any direct or indirect non-quality induced consequences.

Maintenance:

Proper maintenance and storage can extend the lifespan of the equipment and also guarantee the user's safety.

- Wear treatment: You can polish the carabiner surface with sandpaper when it is worn by sharp metal (like hangers), becoming rough or having cracks.
Note: The depth of the wear or cutting nick can not be over 1mm!
- Cleaning: Use clean water (20°C) and soft brush to rinse the external and internal of the product. No high-pressure water. No industrial-grade cleansers. Rinse afterwards and dry it naturally. No heat drying.
- Long time use of the equipment will reduce the lubrication of the parts such as pivots. Lubricating oil or grease is suggested to be in use.
Warning: No modification, alternation or improper maintenance is allowed. It can only be repaired in the GLACIER BLACK factory.

