

BLACKSMITH

USER MANUAL

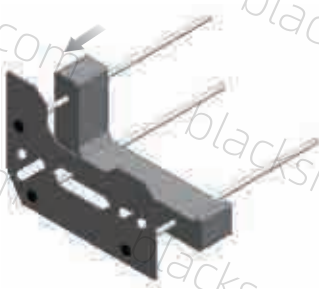
Installation instructions

Step 1:




Screw the nut into one end of the rod.

Step2 :



Align holes through the rod with PVC first, and then foam, until the material is used up.

Step3 :








Screw the nut into another end of the rod.

Step4 :



Stick the Non-slip magnetic strip at the bottom.(for metal gun cabinet use)

LIST ACCESSORIES

	
Steel Ring x 6	Screw x 6
	Rob x 3
	Screwdriver x 1
	Magnetic Strip x 2