

2

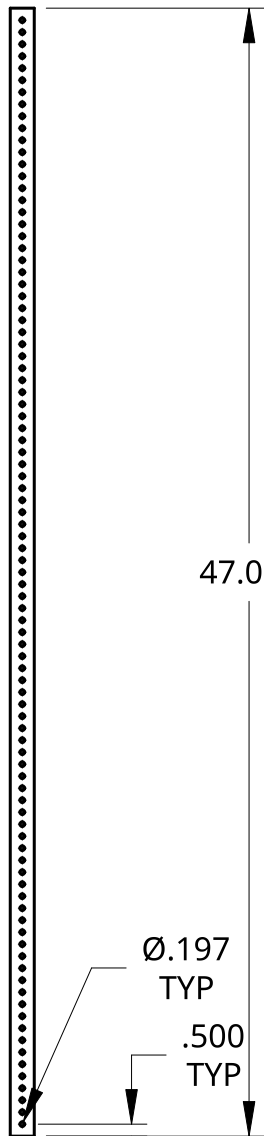
1

B

B

A

A



47.000

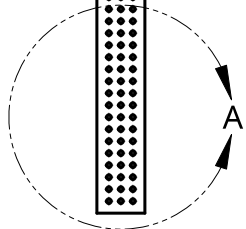
Ø.197
TYP

.500
TYP

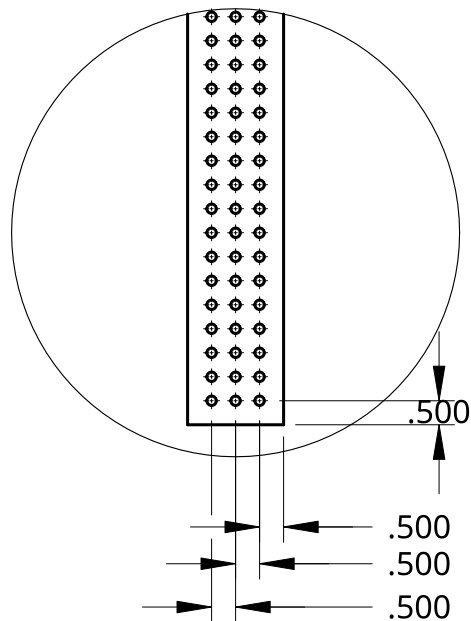
1.000

2.000

SCALE 1:4



A



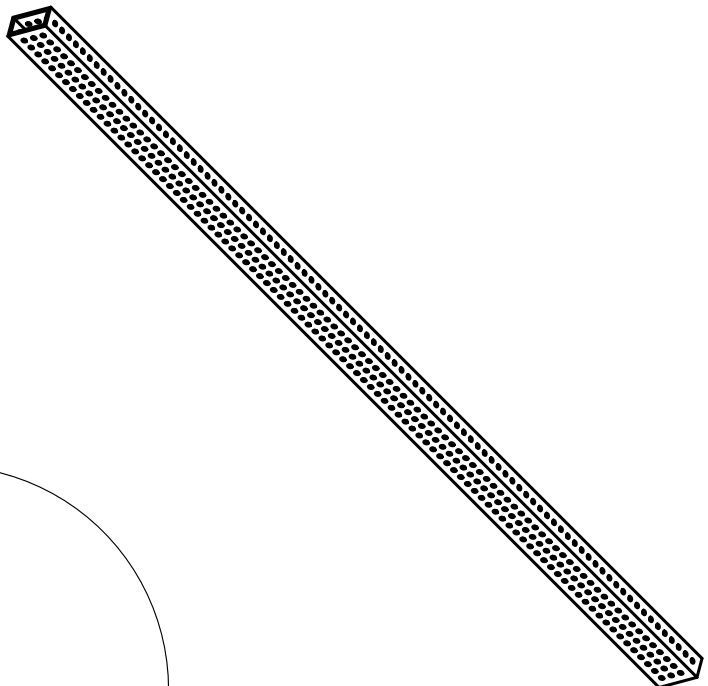
.500

.500

.500

.500

DETAIL A
SCALE 1:4



UNLESS OTHERWISE SPECIFIED,
DIMENSIONS ARE IN INCHES

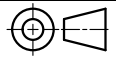
.XX = ±.0- ANGULAR = ± °
.XXX = ±.00- FRACTIONAL = ±
.XXXX = ±.000-

SURFACE FINISH

DO NOT SCALE DRAWING

BREAK ALL SHARP EDGES AND REMOVE BURRS

THIRD ANGLE PROJECTION



APPROVED	X	DATE	12-17-23
----------	---	------	----------

MATERIAL	FINISH
----------	--------

6061 T6 Aluminum	None
------------------	------

Title 2X1 Grid Pattern Aluminum Extrusion

SIZE	DWG NO.	REV.
A	TTB-0094	A

SCALE	WEIGHT	SHEET
1:4	2.9 lbs	1 of 1

Part Number	Wall Thickness	⊕	+ 0.000
TTB-0094	0.125	⊖	- 0.010

2

1