



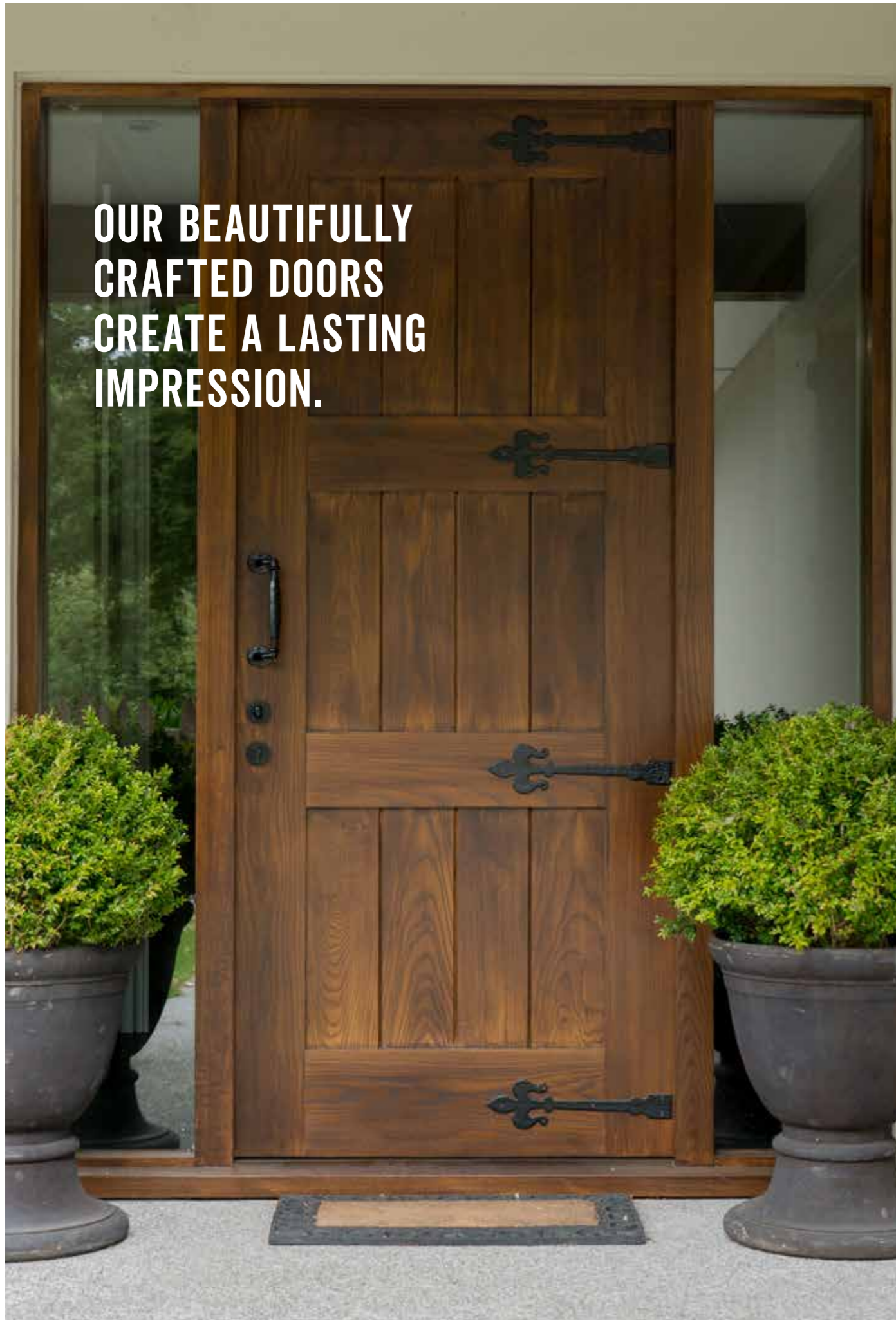
PARKWOOD
WELCOME HOME

THE HOME COLLECTION

BEAUTIFUL DOORS FOR YOUR HOME



OUR BEAUTIFULLY
CRAFTED DOORS
CREATE A LASTING
IMPRESSION.



AMERICAN WHITE ASH AR44V

AR43C



FL - SMOOTH FINISH



LF LOUVRE



TGV

We know that peoples' homes form the centre of their lives. We're passionate about making these homes a place where families come together to celebrate life's victories and special moments.

It's a passion that goes right back to our beginning, in 1993, when the Founders established a door joinery shop in Wanganui – not just because it was a central location, but because they wanted to have a positive effect on the economic circumstances of our workers and their communities.

Today, we have Australia and New Zealand's largest range of doors, and three generations have worked in the family business, where people always come first.

Every door we create is meticulously designed and crafted, beautiful, bold and built to last – so you can enjoy a sense of certainty, belonging, and confidence in the security of your family. Your doors can last generations, and make a home that's truly yours.

ALUMINIUM

SLEEK. VERSATILE.

DURABLE.

CFL



This range of architecturally designed front doors are powder coated for low maintenance and are capable of enduring all weather. Their aluminium structure provides stability and strength, offering the best security.

THE RELIABLE, VERSATILE COMPOSITE DOORS.

- Thermtek - thermally enhanced, superior noise barrier. Reduces condensation on door.
- Very low maintenance.
- Durable in harsh weather conditions.
- Stable, strong and secure.
- Powder coated to the colour of your choice.
- Suitable for dark colours.
- 10 Year warranty for all weather.

63P



6P

7P PAIR

6P



4P



6P



7P



8P



63P



64P



4POT



43POT



24POT

CFLVP10



CFLI2

THE STRENGTH AND BEAUTY OF ALUMINIUM

- The beautiful powder coat finish is very low maintenance and compliments aluminium window joinery.
- Aluminium doors are durable in situations exposed to harsh weather, and won't move or bow.
- Most designs come in Thermtek or Strata. Thermtek is Parkwood's own technology that enhances the doors thermal properties. This helps to keep the warmth in winter, and the heat out in summer.


Visit our website to see our range of Aluminium doors. →



TGVVP10




TGVVP9




CFLVP1 CFLVP4 CFLVP5 CFLVP8 CFLVP9 CFLVP10 CFLVP11



CFLVP12 CFLVP13 CFLVP14 CFLVP21 CFLVP23 CFLVP41 CFLVP48



TGVVP1 TGVVP4 TGVVP5 TGVVP8 TGVVP9 TGVVP10 TGVVP11



TGVVP12 TGVVP13 TGVVP14 TGVVP21 TGVVP23 TGVVP41 TGVVP48



15T PAIR



TGV



11T PAIR



3HV



CFL



1L PAIR



44T



TGV



10TV



10TH



11T



11TH



CFL



1L




3L



22P



22L



14T



15T



16T



22TOT



43TOT



3HV



3W



22POT



24L



25L

COMPOSITE

STRONG.
SECURE.

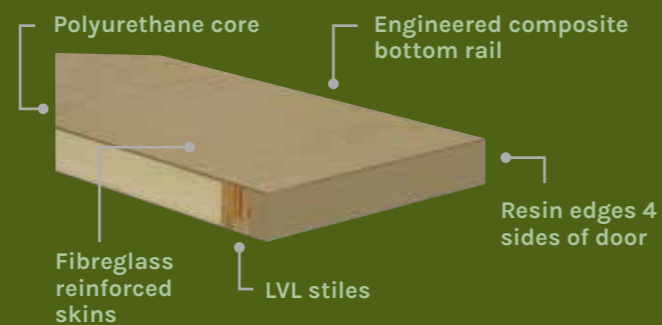
STYLISH.



Welcome to our Duramax collection of composite doors. Duramax doors won't rust, rot, twist or dent. They're designed to withstand the extremes of New Zealand weather conditions.



FV - WOODGRAIN FINISH



THE PERFECT COMPOSITE CHOICE.

- 10 Year warranty for all weather.
- Better thermal r-rating than aluminium and timber doors.
- Double glazed clear or etchlite (other glass types on request).

FLAR11 - WOODGRAIN FINISH



FV28 - SMOOTH FINISH



CHOOSE A SUPERIOR FINISH

- Choose either a woodgrain or smooth skin to be painted or stained any colour.
- LVL stiles and rails for superior stability.
- Solid fibreglass edges - clean and tidy which can be trimmed or rebated.
- Polyurethane core for high insulation.




FLAR10 - SMOOTH FINISH



FHV - SMOOTH FINISH

Visit our website to see our range of composite doors.



FV - SMOOTH FINISH



FVAR10 - WOODGRAIN FINISH

FVAR24 - WOODGRAIN FINISH


FLAR12S - SMOOTH FINISH



F40T - WOODGRAIN FINISH



FLAR12S - SMOOTH FINISH



FV



FV2



FV2NS



FV3



FVAR9



FVAR10



F4



F6



F13



F4P1



FL1S



FV3P1



FV3P2



FVAR11



FVAR21



FVAR23



FVAR24



F40T



FLP1



FLAR12SS / FLAR12S



FLFP1SS



FTS

FTS
 - Interior
 - 35mm thick
 - Perfect for
 wet rooms,
 bathrooms,
 cavity
 sliders, etc

TIMBER

SOLID. CHARACTER. STYLE.

AR44V

Premium hand-made doors by skilled craftsmen. All timber hand selected and colour matched. Kiln-dried and moisture tested to stop movement. Made-to-measure.


NATURE AT ITS BEST, WITH ELEGANCE AND QUALITY

- Exterior doors - 41mm thick for additional strength.
- Interior doors - 38mm thick.
- Solid timber for better acoustic rating.
- Can be painted or stained.
- High quality smooth finish.
- Character and style.
- PQ interior made with customwood.
- Barn Doors - Great space economy, using the wall instead of swing.

E17



E1



AR12V

E1

AR10V



EXTERIOR: E1



EXTERIOR: E1WR



EXTERIOR: AR10V



EXTERIOR: AR11V



EXTERIOR: AR12V



EXTERIOR: AR13V



EXTERIOR: AR14V



EXTERIOR: AR44V



EXTERIOR: E17



EXTERIOR: E18



EXTERIOR: E20



EXTERIOR: E21



E13

E15 PAIR



E19 PAIR



E24 PAIR



E4 PAIR




E9/E9S SIDELIGHT

E6 PAIR



E3/E9S SIDELIGHT



EXTERIOR: E2NS



EXTERIOR: E2



EXTERIOR: E16



EXTERIOR: E19



EXTERIOR: E24



EXTERIOR: E3



EXTERIOR: E4



EXTERIOR: E40T



EXTERIOR: E4S SIDELIGHT



EXTERIOR: E5



EXTERIOR: E6



EXTERIOR: E11



EXTERIOR: E12



EXTERIOR: E13



EXTERIOR: E15



EXTERIOR: E14



EXTERIOR: E7



EXTERIOR: E8



EXTERIOR: E80T



EXTERIOR: E8S SIDELIGHT



EXTERIOR: E9



EXTERIOR: E9S SIDELIGHT



EXT. 1 LITE



IP12



IF10 PAIR

BUNGALOW 3



PIONEER 2



PIONEER 4



VILLA 2



EXTERIOR: FP1 INTERIOR: IP1 EXTERIOR: FP6 INTERIOR: IP6 EXTERIOR: FP12 INTERIOR: IP12 INTERIOR: ROSEVILLE EXTERIOR: EF3 INTERIOR: IF3 EXTERIOR: F6 INTERIOR: IF6 EXTERIOR: F8 INTERIOR: IF8



EXTERIOR: F9 INTERIOR: IF9 EXTERIOR: F10 INTERIOR: IF10 EXTERIOR: F12 INTERIOR: IF12 EXTERIOR: E1L INTERIOR: I1L EXTERIOR: E2L INTERIOR: I2L EXTERIOR: E3L INTERIOR: I3L EXTERIOR: E4L INTERIOR: I4L



INTERIOR: VILLA 2 INTERIOR: VILLA 4 INTERIOR: BUNGALOW 2 INTERIOR: BUNGALOW 3 INTERIOR: BUNGALOW 4 INTERIOR: TRADITIONAL 2 INTERIOR: TRADITIONAL 4



INTERIOR: TRADITIONAL 40T INTERIOR: VICTORIAN 2 INTERIOR: PIONEER 2 INTERIOR: PIONEER 4 INTERIOR: PIONEER 40T



BUNGALOW

BARN DOORS

ADD SOME RUSTIC CHARM



AR43B

GETTING ON THE RIGHT TRACK

- Barn door track systems for up to 80kg.
- Track should be at least twice the width of the door.
- Standard kit suits up to 40mm thick door with up to 10mm architrave. Large or extra large spacers available on request.

AR43C DOOR WITH CLASSIC BLACK



AR43B DOOR WITH INDUSTRIAL TRACK



EXTERIOR: EAR41
INTERIOR: AR41

EXTERIOR: EAR42
INTERIOR: AR42

EXTERIOR: EAR43
INTERIOR: AR43

EXTERIOR: EAR44
INTERIOR: AR44

EXTERIOR: EAR61
INTERIOR: AR61

EXTERIOR: EAR63
INTERIOR: AR63



EXTERIOR: EAR43A
INTERIOR: AR43A

EXTERIOR: EAR43B
INTERIOR: AR43B

EXTERIOR: EAR43C
INTERIOR: AR43C

EXTERIOR: EAR41D
INTERIOR: AR41D

EXTERIOR: EAR41E
INTERIOR: AR41E



CLASSIC BLACK
HABARNCLBK



CLASSIC STAINLESS
HABARNCLSS



INDUSTRIAL TRACK
HABARNINBK



MEDIEVAL TRACK
HABARNMEBK



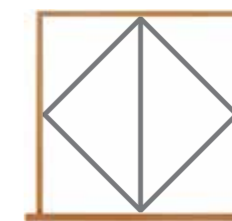
VICTORIAN TRACK
HABARNVIBK

EXTERIOR TIMBER FRAMES

- Ask for our standard frame order sheet.
- All frames come with weather seals.
- 100 x 75 Hinges SS included.



FRAS



FRAD



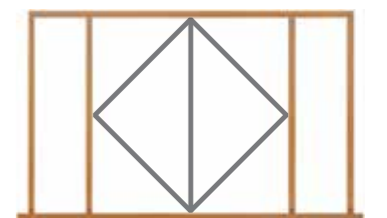
FRASDS



FRASLS



FRASRS



FRADDS



SOLID TIMBER SHUTTERS AND LOUVRES

- Create privacy and style
- Decorative, fixed and functional options
- Effective thermal control
- Custom build service available on request



MODE

LF LOUVRE

LF LOUVRE



RETRO



MODE



LP LOUVRE



LF LOUVRE



ECO DECORATIVE



MODE



RETRO ADJUSTABLE BLADE

CHOOSING THE RIGHT TYPE OF TIMBER

STRENGTH, STYLE AND SUSTAINABILITY

Understanding the many different types of wood and their uses can be very helpful for choosing the best wood for your next project. Parkwood's solid timber doors are made from a range of timbers that are reliable for joinery and sustainably sourced. Suited to weather conditions in Australia and New Zealand, options are priced within everyone's budget —offering colours and grains to suit almost any door design.

VULCAN

Stability. Resistance. Durability. A timber that will never move. With chocolate-brown depths and even grain, all finished nicely with engineered lamination lines, this exciting new brand is a breakthrough for the timber world. It is thermally modified in specialist computer-monitored kilns, so the individual pores of the timber no longer absorb moisture, meaning it will not change like other natural products. This patent-protected product has a laminated structure for even greater strength and is FSC certified.

WESTERN RED CEDAR

Drawn from beautiful Canadian forests, this product is in hot demand worldwide for its rich, red colour, superior stability and variety of grains and shades. Although still a favourite of timber joinery, it is now a premium timber and this is reflected in the price.

RADIATA PINE

Parkwood uses pine that is precision sawn and kiln dried, and then dressed on all four sides. The result is a dimensionally stable, clear wood product. The trees from which Clears are made are carefully selected, managed and processed to achieve a product that is reliable and strong, with high visual and aesthetic appeal. (For oversize doors, Vulcan is recommended for stability).

AMERICAN WHITE ASH

This light-coloured hardwood that is close to American White Oak, has creamy white to light-brown heartwood with white-coloured sapwood, with uniform texture. Beautiful grain and versatility bring the much-sought-after natural charm of timber to many high-end residential and commercial projects.

ROSEWOOD

A hardwood that is reliable for joinery, it ranges in darker colours from yellow-brown to gold and red-brown. It has remarkable physical beauty and an amazing range of uses and durability, matched only by timbers which are more expensive or do not possess the same physical attraction or working qualities.

HARDWARE

CREATING THE FINISHING TOUCH



E SCHLAGE ENCODE



E SCHLAGE EASE S2




E SCHLAGE EASE S1



E SCHLAGE S-6000



E DELUXE



E ULTRA



E PASSION



E ZEST



E E-LOK 705 DIGITAL



S E E-LOK 705 SS



E E-LOK 805 DIGITAL



E YALE 3109



E APEX SQUARE



E APEX ROUND



E REGAL - SQUARE PULL AND HANDLE



E COLONEL - ROUND PULL AND HANDLE



S I E HEAVY CURVED HANDLE ON PLATE



S I E ROUND TAPERED HANDLE



S I ROUND PULL HANDLE WITH FLUSH HANDLE



I JAVEA



I ORBA



I ZALLA




I ELDA



I GIRONA





PARKWOOD
WELCOME HOME

NEW ZEALAND | 0800 10 10 28
sales@parkwooddoors.co.nz
parkwooddoors.co.nz

AUSTRALIA | 1800 681 586
sales@parkwooddoors.com.au
parkwooddoors.com.au

9369AUG21