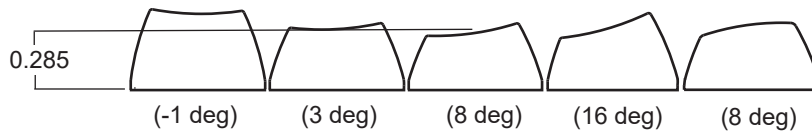


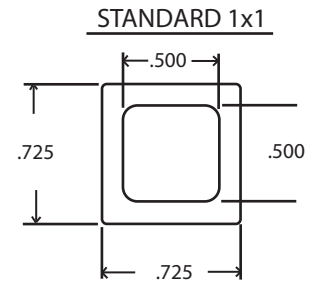
DSS FAMILY

MEDIUM PROFILE, SPHERICAL TOP, SCULPTURED

- STANDARD MATERIAL: ABS
 GRAPHIC OPTIONS: TWO-SHOT MOLDING, PAD PRINTING
 MOUNTING OPTIONS: AVAILABLE FOR THE MX STYLE SWITCH ONLY
 SURFACE OPTIONS: M - MATTE TOP, SEMI-MATTE SIDES



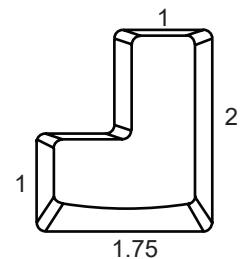
FULL TOUCH KEYS	ROW 1	ROW 2	ROW 3	ROW 4	ROW 3
1x	M	M	M	M	
1x - Deep Dish			M		
1x - Homing Bump			M		
1.25x	M	M	M	M	
1.5x	M	M	M	M	
1.75x	M	M	M	M	
2x	M	M	M	M	
2.25x			M	M	
2.75x				M	
6x					M
6.25x					M
7x					M
8x					M
9x					M



STEPPED KEYS	1	2	3	4	3
1.25x, .25 step right			M		

VERTICAL KEYS	1	2	3	4	3
2x, vertical - Row 2/3			M		
2x, vertical - Row 3/4				M	

SAMPLE "J" SHAPE
1 X 2 X 1.75 X 1



NOTE: Vertical keytop row designations start at the row specified and work down.

"L" or "J" SHAPES	1	2	3	4	3
.75 x 2 x 1.5 x 1**			M		
1.5 x 2 x 1.25 x 1			M		

NOTE: "L" & "J" row designations start at the row specified and work down.

** This key has only one mount position available - a single center mount