




Battery Care Guide



A useful guide on how to care for your scooter and powerchair batteries

Step By Step



1

IMMEDIATELY CHARGE YOUR PRODUCT...

The first charge is the most important. When you receive your scooter or powerchair, immediately place it on charge for at least 24 hours.



2

CHARGE AFTER EACH USE...

After using your scooter or powerchair, best practice is to always pop it on charge for a minimum of 12-14 hours.

Our best recommendation is to leave it on charge overnight as this will give you a fully charged product ensuring maximum range the following day.



3

RULES & BEST PRACTICE...

- Aim to charge your scooter or powerchair when not in use for a minimum of 12-14 hours. Short burst charges isn't advised.
- Never run batteries completely flat.
- Store your batteries in a warm place during colder months, as cold weather can have an effect on the mileage of your battery.

Some Things To Consider



User Weight...

When an individual is lighter, they will tend to find that they get more out of their scooter compared to a heavier user. This is due to the motors needing to work harder to transport heavier users.



Hills and Terrain...

The motor of your mobility scooter or powerchair understandably has to work harder to propel individuals up gradients.


The maximum gradients should not be exceeded.



Temperature...

When temperatures drop below 10°C the working efficiency of your batteries can drop significantly. Please bear this in mind if you receive less mileage than expected.

Store your batteries in a warm place if possible.




Consistently charge your batteries...

Frequently charge your batteries. Just like a car, if you leave your batteries unattended without charge for a while, then they will become flat.

We hope this guide provides a good understanding on how to care for your batteries. Following our guide will help ensure a long lifespan for your batteries.




Oh, Don't Forget...



Always read the user manual...

Make sure you take the time to read your scooters or powerchairs manual. This will ensure you understand your products capabilities and allow you to keep it in tip top shape.



Annual Service...

Remember that it is always advisable to have your scooter and powerchair serviced and looked at once a year to make sure your products in its best condition.