

Work Instruction Name	Date
Bottom Bracket Check	22/11/2024

Version Number	Cargo Bike Version
SGG022	

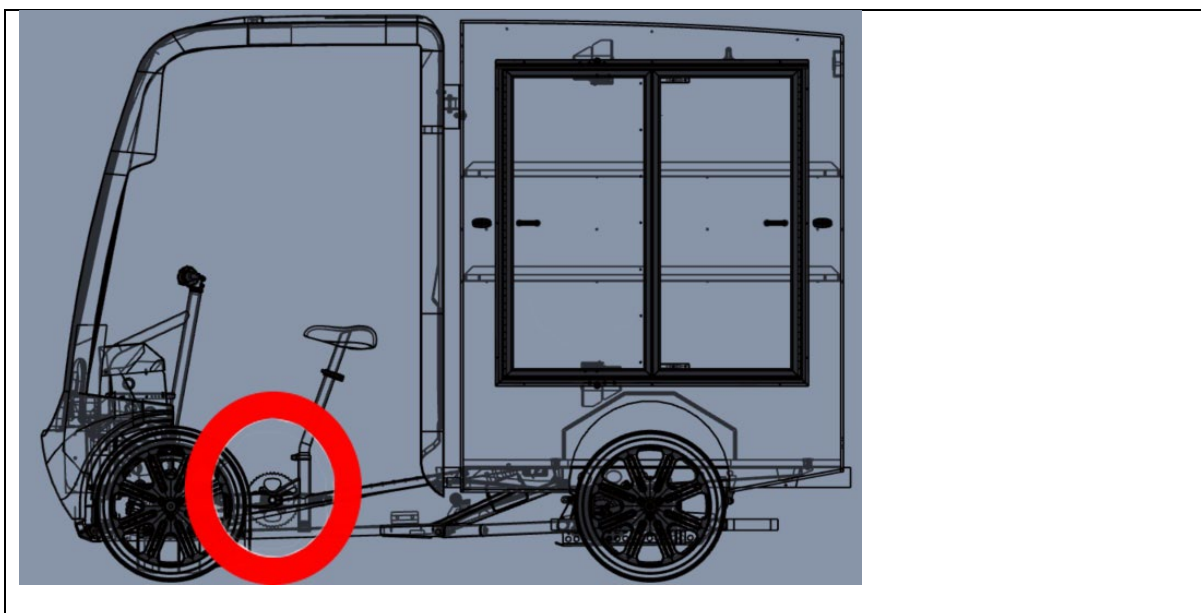
Tools Required - None



This is the SAFETY ALERT SYMBOL. It is used to alert you to potential personal injury hazards. Obey all safety messages that follow this symbol to avoid possible injury or death.

WARNING - A WARNING indicates a hazardous situation which, if not avoided, could result in death or serious injury.


NOTICE - A NOTICE indicates special precautions that must be taken to avoid damage to the vehicle or other property.




Process Step

Step 1 – Check bottom bracket is secure and has no play/movement.

NOTE – ensure you use both hands to move the pedals side to side.



Step 2 – Check bottom bracket spins freely without noise or resistance.



Document uncontrolled when printed