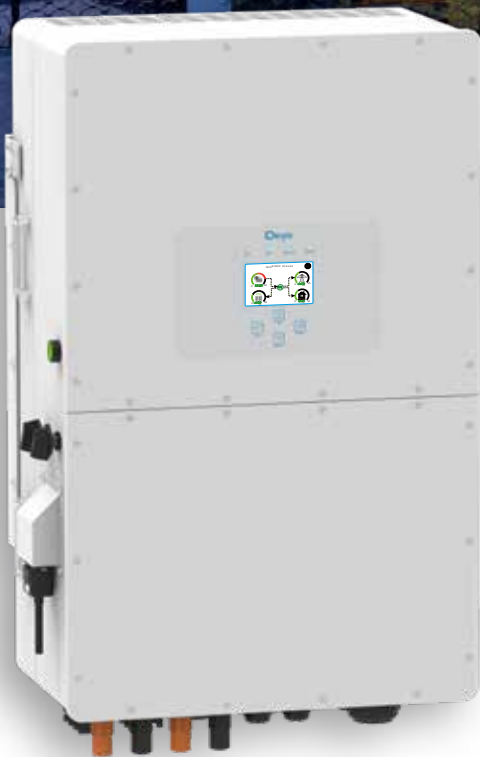




# Three Phase Hybrid Inverter

SUN-29.9/30/35K-SG01HP3-AU-BM3  
SUN-40/50K-SG01HP3-AU-BM4



- 100** 100% unbalanced output, each phase
- H** High voltage battery, higher efficiency
-  AC couple to retrofit existing solar system
- 100** Max. charging/discharging current of 100A
- 10** \*Max. 10 pcs parallel for on-grid and off-grid operation; Support multiple batteries parallel
- 6** 6 time periods for battery charging/discharging
-  Support storing energy from diesel generator

**Deye**

Stock Code: 605117.SH

Model	SUN-29.9K-SG01HP3 -AU-BM3	SUN-35K-SG01HP3 -AU-BM3	SUN-40K-SG01HP3 -AU-BM4	SUN-50K-SG01HP3 -AU-BM4
<b>Battery Input Data</b>				
Battery Type	Lithium-ion			
Battery Voltage Range (V)	160-800			
Max. Charging Current (A)	50+50			
Max. Discharging Current (A)	50+50			
Number of Battery Input	2			
Charging Strategy for Li-Ion Battery	Self-adaption to BMS			
<b>PV String Input Data</b>				
Max. PV Input Power (W)	44850	52500	60000	75000
Max. DC Input Voltage (V)	1000			
Start-up Voltage (V)	180			
Min Input DC Operating Voltage Range (V)	180-1000			
MPPT Range (V)	150-850			
Full Load DC Voltage Range (V)	360-850	420-850	360-850	450-850
Rated DC Input Voltage (V)	600			
PV Input Current (A)	36+36+36	36+36+36	36+36+36+36	
Max. PV I <sub>SC</sub> (A)	55+55+55	55+55+55	55+55+55+55	
No.of MPP Trackers	3		4	
No.of Strings per MPP Tracker	2+2+2		2+2+2+2	
<b>AC Output Data</b>				
Rated AC Output and UPS Power (W)	29900	35000	40000	50000
Rated Apparent Output Power (kVA)	29900	35000	40000	50000
Max. AC Output Power (W)	29900	35000	40000	50000
AC Output Rated Current (A)	43.4	50.8	58	72.5
Max. AC Output Current (A)	43.4	50.8	58	72.5
Max. Three-phase Unbalanced Output Current (A)	60	60	70	83.3
Max. Continuous AC Passthrough (A)	200			
Peak Power (Off Grid)	1.5 time of rated power, 10 S			
Generator Input/Smart Load /AC Couple Current (A)	43.4 / 200 / 43.4	50.8 / 200 / 50.8	58 / 200 / 58	72.5 / 200 / 72.5
Power Factor Adjustment Range	0.8 leading to 0.8 lagging			
Output Frequency and Voltage	50/60Hz; 3L/N/PE 230/400, 240/415Vac			
Grid Connection Form	3L+N+PE			
Total Harmonics Current Distortion (THDi)	<3% (of nominal power)			
DC Current Injection	<0.5% I <sub>n</sub>			
<b>Efficiency</b>				
Max. Efficiency	97.60%			
Euro Efficiency	97.00%			
MPPT Efficiency	99.90%			
<b>Protection</b>				
Integrated	Anti-islanding Protection, PV String Input Reverse Polarity Protection, Insulation Resistor Detection, Residual Current Monitoring Unit, Output Over Current Protection, Output Shorted Protection, Surge Protection, Arc Fault Circuit Interruption (AFCI optional)			
Protection Level	Class I			
Over Voltage Category	DC Type II/AC Type III			
<b>Certifications and Standards</b>				
Grid Regulation	AS/NZS 4777.2			
Safety EMC / Standard	IEC/EN 61000-6-1/2/3/4, IEC/EN 62109-1, IEC/EN 62109-2			
<b>General Data</b>				
Operating Temperature Range ( )	-40 to +60°C, >45°C derating			
Cooling	Smart cooling			
Noise (dB)	≤65 dB			
Communication with BMS	CAN			
Weight (kg)	80			
Size (mm)	527W×894H×294D (Excluding connectors and brackets)			
Protection Degree	IP65			
Installation Style	Wall-mounted			
Inverter topology	Non-isolated			
Warranty	5 Years/10 Years			
	the Warranty Period Depends the Final Installation Site of Inverter, More Info Please Refer to Warranty Policy			