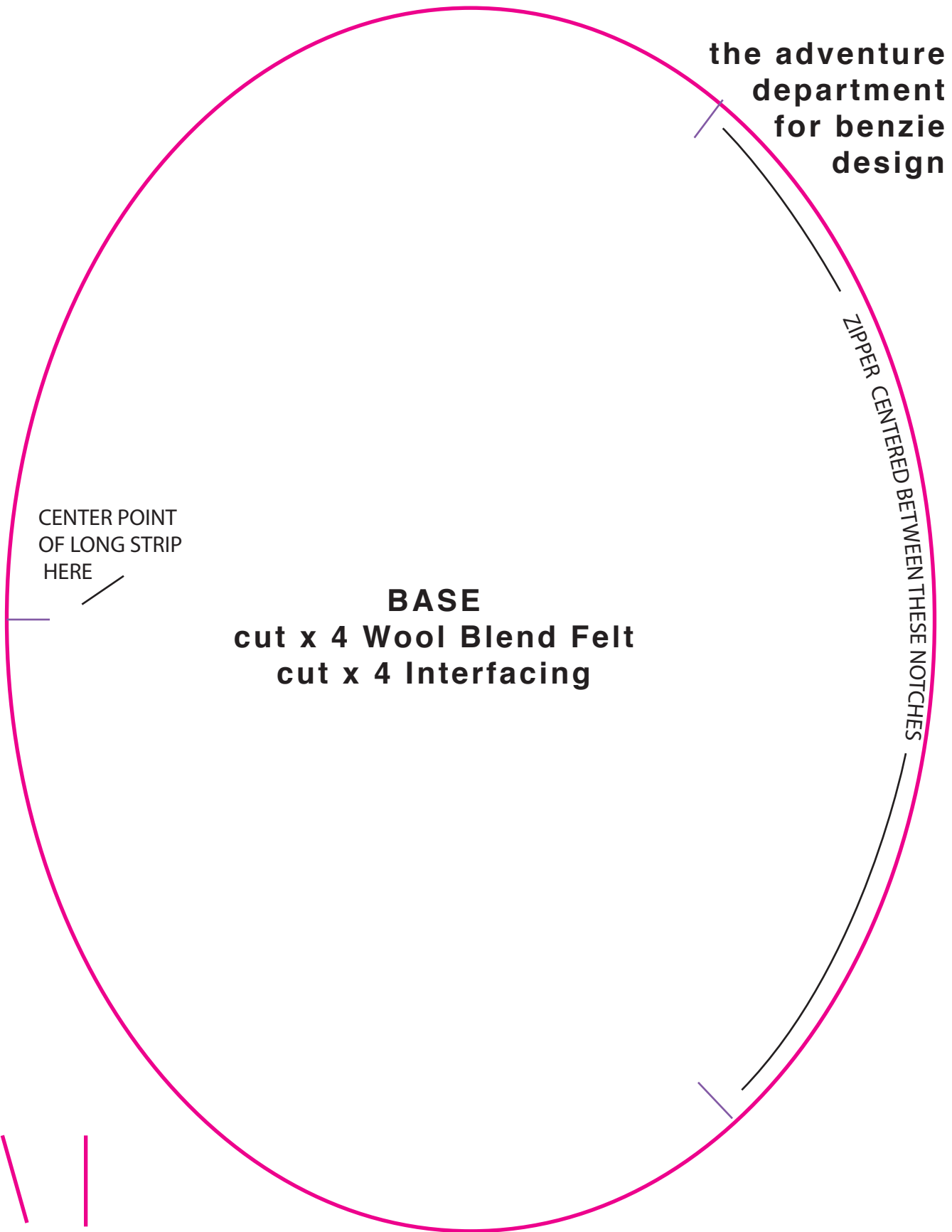


PISANKI EGG CLUTCH



the adventure
department
for benzie
design

ZIPPER CENTERED BETWEEN THESE NOTCHES

CENTER POINT
OF LONG STRIP
HERE

BASE
cut x 4 Wool Blend Felt
cut x 4 Interfacing

ALSO CUT: 2 strips wool blend felt, 2 strips interfacing: 1.5" x 8.75"
Cut: 2 strips wool blend felt, 2 strips interfacing: 1.5" x 17"



NALEPIANKI EGG CLUTCH

the adventure department for benzie design

BASE

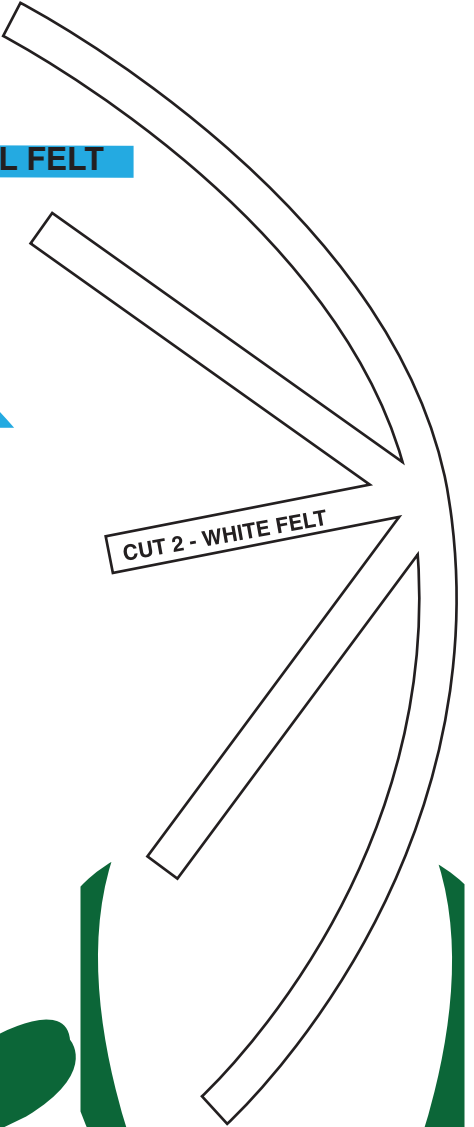
cut x 4 Wool Blend Felt
cut x 4 Interfacing

ALSO CUT: 2 strips wool blend felt, 2 strips interfacing: 2" x 10.75"
Cut: 2 strips wool blend felt, 2 strips interfacing: 2" x 18.5"

ZIPPER BETWEEN THESE NOTCHES



CUT 2 - POOL FELT





CUT 2 - POOL FELT



NALEPIANKI EGG CLUTCH

PLACEMENT REFERENCE CHART



Manually check placement of side pieces AFTER you have placed your front and back pieces- you want your motif to line up as much as possible, so adjust as necessary!