



# Advent Wreath Pattern

Print this page onto white cardstock – one for each candle.



CANDLE BODY




SCONCE





HALO

*Do not cut out. Use to bend tinsel stem into shape.*

BASE



CANDLE ENDS



Print this page onto cardstock. Cut and trace onto corresponding felt.



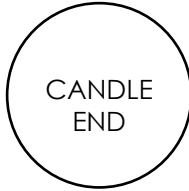
INNER  
FLAME

Cut (1) from  
Tangelo felt



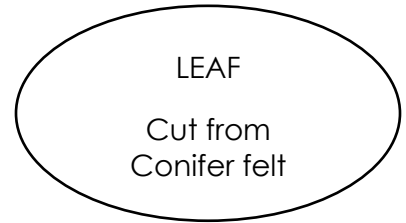
OUTER  
FLAME

Cut (2) from  
Canary felt



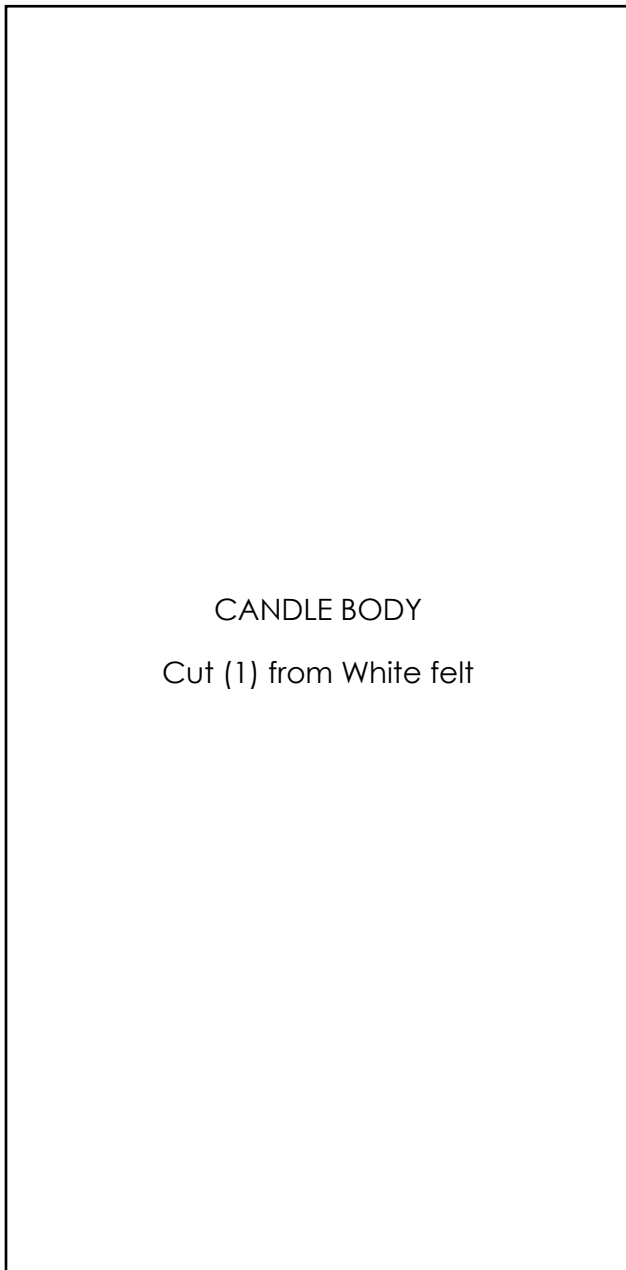
CANDLE  
END

Cut (2) from  
White felt



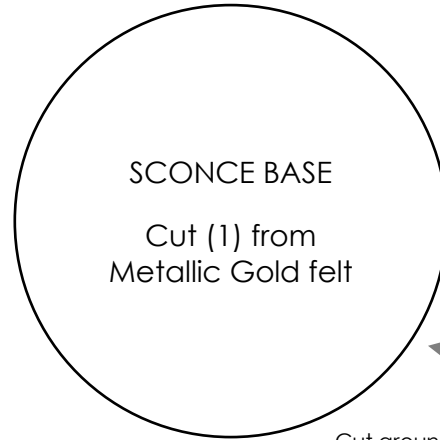
LEAF

Cut from  
Conifer felt



CANDLE BODY

Cut (1) from White felt



SCONCE BASE

Cut (1) from  
Metallic Gold felt


Cut around felt edge  
with 5mm Scallop Shears

Cut along one long  
felt edge with  
5mm Scallop Shears



SCONCE

Cut (1) from Metallic Gold felt



DRIPPING WAX - Cut (1) from Ecru felt