


**IBEX™**

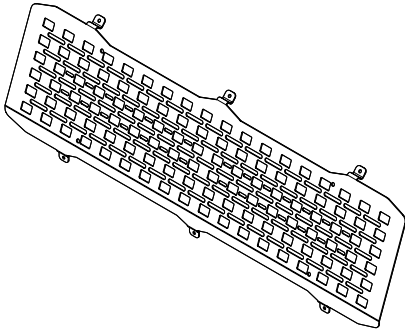
**MOLLE PANEL**

ASSEMBLY

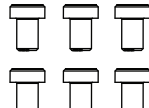


ASSEMBLY VIDEO

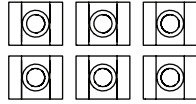
# Parts




Molle Panel



(6) M8 x 12 Bolts



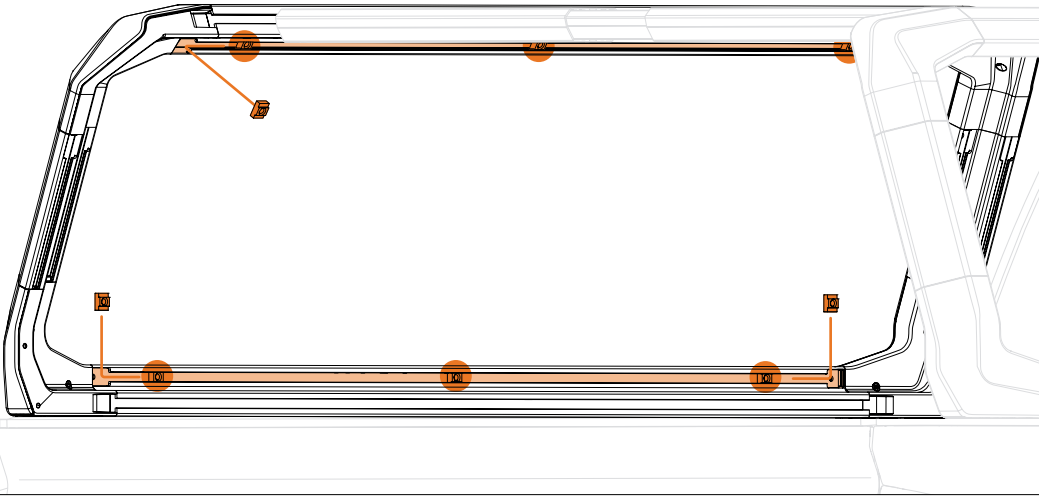
(6) T-Nuts



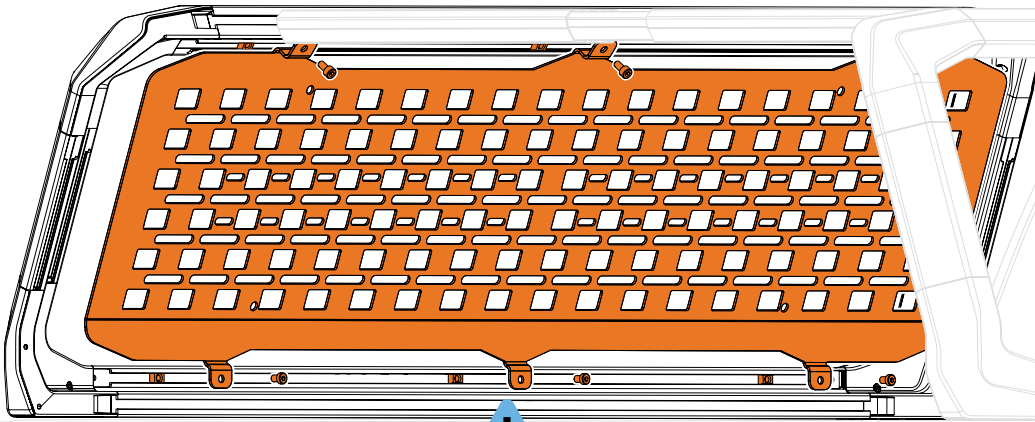
6mm Hex Key

# Molle Panel Installation

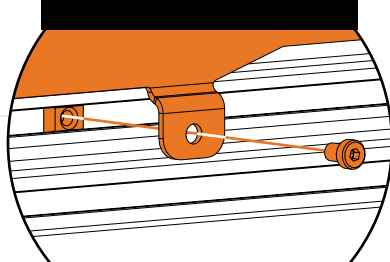
- 1 Place (3) T-Nuts in upper and lower IBEX™ T-Nut channels.



- 2 Attach Molle Panel to T-Nuts using (6) M8 x 12 Bolts.



**Torque bolts to 24 Nm**



# Warnings

# IBEX™

## MOLLE PANEL

### WARNINGS

- Follow instructions for proper assembly, installation and use.
- Check tightness of all bolts and screws periodically.
- Do not overload the panel.
- Only use this panel with the IBEX™ in the full height configuration.
- Modifying the panel by drilling or cutting may weaken the panel.
- This product is not designed for and should not be used on terrain which requires aftermarket upgrades to your 4WD suspension, or use that includes rock-crawling, jumping, bogging, or high speed off road driving. An experienced overland driver is required to take into consideration the speed of the vehicle and the total weight of the vehicle load and its distribution when encountering rutted and/or rocky terrain when using this product, and must reduce the load, speed, or both as necessary.
  - Smooth gravel roads are not considered off-road.
- Drive responsibly.

**If you have questions or problems, please contact Küat directly by calling toll free 1(877)822-KUAT, or by email: [info@kuat.com](mailto:info@kuat.com)**

### ADVERTENCIAS

- Siga las instrucciones para un montaje, instalación y uso adecuados.
- Verifique periódicamente el apriete de todos los pernos y tornillos.
- No sobrecargue el panel.
- Utilice este panel únicamente con el IBEX™ en la configuración de altura completa.
- Modificar el panel taladrando o cortando puede debilitar el panel.
- Este producto no está diseñado y no debe usarse en terrenos que requieran mejoras de posventa en su suspensión 4WD, o uso que incluya arrastrarse por rocas, saltar, hacer bogging o conducir a alta velocidad fuera de la carretera. Se requiere que un conductor terrestre experimentado tenga en cuenta la velocidad del vehículo y el peso total de la carga del vehículo y su distribución cuando se encuentre con terreno con baches y/o rocoso al usar este producto y debe reducir la carga, la velocidad o ambas según sea necesario.
  - Los caminos lisos de grava no se consideran todoterreno.
- Conduzca con responsabilidad.

### AVERTISSEMENTS

- Suivez les instructions pour un assemblage, une installation et une utilisation appropriés.
- Vérifiez périodiquement le serrage de tous les boulons et vis.
- Ne surchargez pas le panneau.
- N'utilisez ce panneau qu'avec IBEX™ dans la configuration pleine hauteur.
- La modification du panneau par perçage ou découpage peut fragiliser le panneau.
- Ce produit n'est pas conçu et ne doit pas être utilisé sur des terrains qui nécessitent des mises à niveau de rechange de votre suspension 4WD, ou une utilisation qui inclut l'escalade de roches, les sauts, les embourbages ou la conduite hors route à grande vitesse. Un conducteur terrestre expérimenté doit prendre en considération la vitesse du véhicule et le poids total de la charge du véhicule ainsi que sa répartition lorsqu'il rencontre un terrain accidenté et/ou rocheux lors de l'utilisation. ce produit et doit réduire la charge, la vitesse ou les deux si nécessaire.
  - Les routes de gravier lisse ne sont pas considérées comme hors route.
- Conduisez de façon responsable.

# NO WORRIES LIMITED WARRANTY

We stand behind our products, and our customer service reps are waiting to help you out if you have any problems with your product. Our limited warranty covers your purchase for life. You can review our limited warranty on our website or call customer service at the number below if you have questions or need a repair, replacement, refund, or a copy of the limited warranty.

**[www.kuat.com/warranty](http://www.kuat.com/warranty)**

## **Questions or comments?**

Drop us an email or call us directly!

**[kuat.com](http://kuat.com) | [info@kuat.com](mailto:info@kuat.com) | [877.822.5828](tel:877.822.5828)**

***kuat***<sup>®</sup>

1.877.822.5828

info@kuat.com

kuat.com