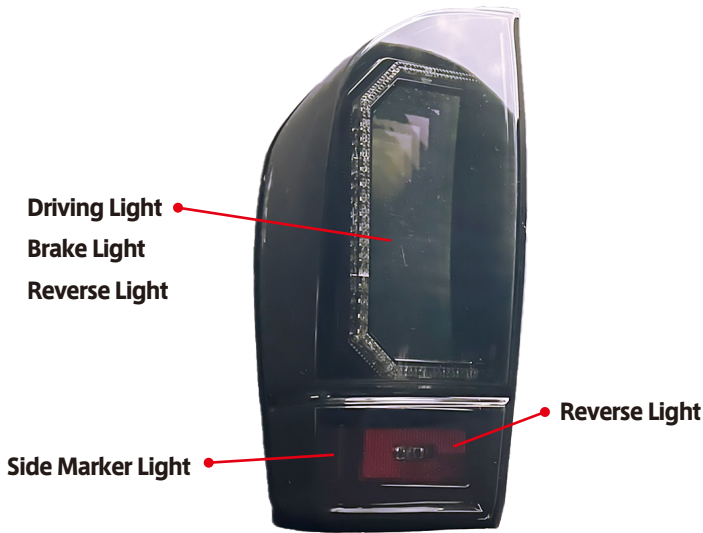


## PACKAGE CONTENTS




MID-NIGHT TAIL LIGHT X 1set

## FEATURES




## PLUG INTRODUCTION




## INSTALLATION PROCESS




**01.** Remove 2 screws.




**02.** Remove the Tail Lights.



**03.** Unplug the 3 sets of wires the bulb holder. <Marked Place>



**04.** Then connect the plugs on the COPLUS tail lights respectively.



**05.** Combine the fitting socket of the 2 COPLUS tail lights and fit to the car body positioning hole. <Marked Place>



**06.** Tighten the 2 screws <Marked Place>