



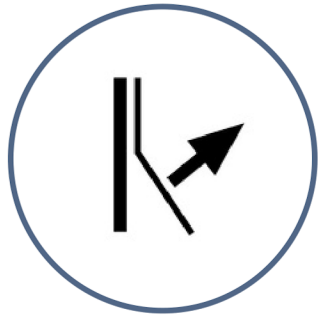
WALLPAPER

Removal

WALLPAPER REMOVAL TYPES

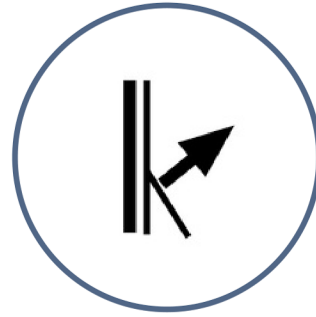


When you inspect a wallpaper label sometimes there will be a symbol relating to the removal technique for that wallpaper. Knowing what strategy must be used to remove your wallpaper at a later date will save you a lot of time and effort in the long run. There are three main wallpaper removal techniques.



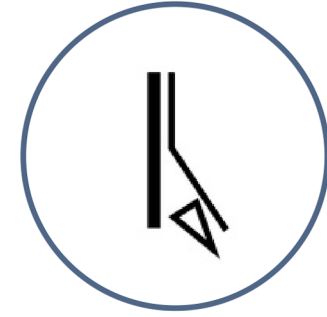
STRIPPABLE

With strippable wallpaper you can remove the wallpaper in one strip while the paper is dry. When you remove the wallpaper both the back and front layers will come off the wall.



PEELABLE

Unlike strippable, with peelable wallpaper only the top layer peels off the wall, leaving the backing paper behind. Again, you can remove the wallpaper while the paper is dry.



WET REMOVABLE

Wet removable wallpaper can only be removed from the wall with a liquid solution such as using a stripping agent or soaking the paper with water. You will then need to manually scrape away the excess paper.

