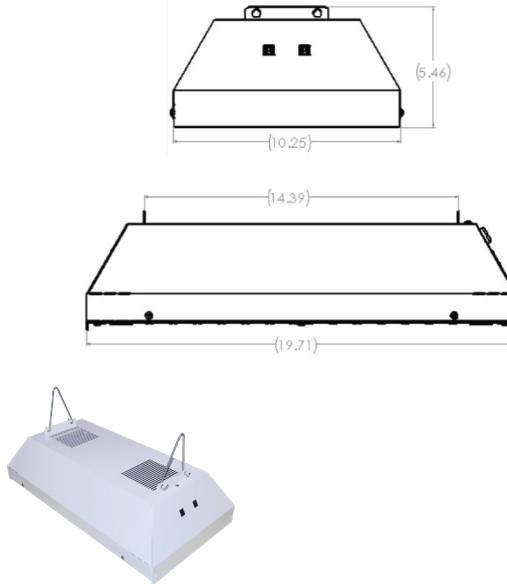


✕ Craft to commercial, we grow better plants.



DIMENSIONS



STANDARD



FEATURES

- Industry leading performance.
- Replaces a 1,000W DE 1:1.
- Patented spectrum.
- Natural white light.
- Tunable spectrum.
- Suitable for CEA use with all crops.
- Ideally suited for GH supplemental applications.
- Powder coated aluminum housing.
- Made in the USA.
- Easy installation and operation.
- Ships with a 10' cord, NEMA 6-15P plug, and 5-15P adaptor.

WARRANTY & LISTINGS

- cULus listed for horticultural damp locations not exceeding a maximum ambient temperature of 40°C.
- DLC horticultural approved.
- 5-year warranty of all electronics and housing.

ORDERING INFORMATION

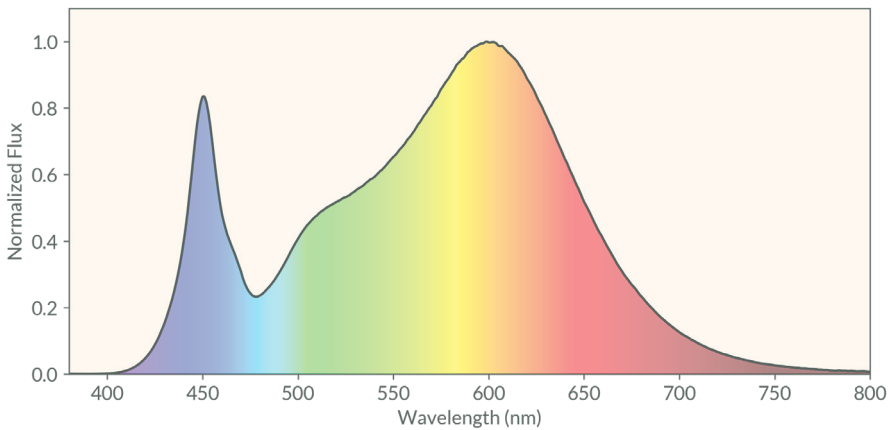
Example: CT141-600-B-ST-10U

SERIES	WATTAGE	SPECTRUM		VOLTAGE		POWER SUPPLY	
CT141	600	U	Universal	ST	120-277V	10u	10' cord & plug
		B	Bloom	HV	180-528V		

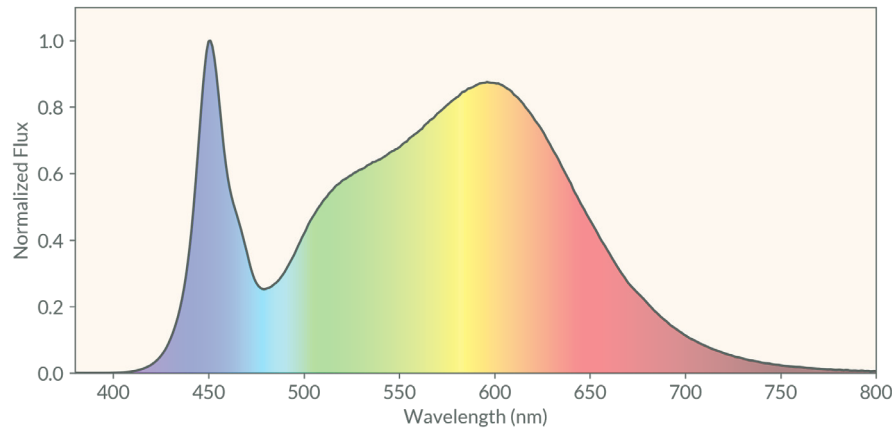
SPECIFICATIONS -FULL SPECTRUM

Light Source	LED
Spectra	Patented
Efficacy	2.3 $\mu\text{mol}/\text{J}$
PPF	1216 μmol
Input Power	600W MAX
Input Voltage /Current	120@4.92A 240@2.46A 277@2.12A
L/W/H Weight	20 / 10 / 5.5 12lbs
Mounting Height	>36Inches
Operating Temperature	-40°C -40°C (-40°F -104°F)
Thermal Management	Patented IP68 active
Dimming	0-10V/ PW M
Lifetime per TM21 Q70 /Q90	76K hrs /46K hrs

Spectral Power Distribution -B



Spectral Power Distribution -U



PPFD at 60" Mounting Height

4	666	727	792	820	821	792	730	666
	726	803	884	923	924	884	803	724
	779	875	970	1033	1033	970	875	779
	816	919	1031	1109	1103	1031	919	816
	814	922	1032	1123	1123	1032	923	816
	780	878	975	1056	1057	975	879	782
	725	806	889	955	954	890	807	729
0	670	735	800	846	845	800	732	670
0								4