

## Sterilization Results

### Ultracur3D® ST 80

This document is intended to provide guidance for manufacturers regarding sterilization of the 3D printed materials. BASF3D Printing Solutions GmbH has performed specific sterilization tests for the materials 3D printed employing Ultracur3D® ST 80. Indications on material changes that can occur during the sterilization process were studied. It remains the responsibility of the device manufacturers and/or end-users to determine the suitability of all printed parts for their respective application.

### Material

Material
Ultracur3D® ST 80

### Print scene and Test Specimens

Three different test parts were chosen, to help determine the impact of the sterilization.

1. *Color disc* (Figure 1) to measure the color of the material before and after sterilization.
2. *Cytotoxicity disc* (Figure 2) to be able to assess the cytotoxic potential
3. *Tensile Bars* (Figure 3) to check possible changes in mechanical properties.

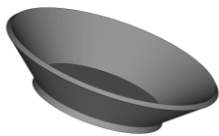


Figure 1 Color disc 2 mm




Figure 2 Cytotoxicity disc



Figure 3 ASTM D638 Type IV – Tensile Bar

Overall, the following amount of specimens were printed for each test:

- 10 Tensile Bars
- 1 Color disc
- 3 Cytotoxicity disc

The test specimens were provided to the external laboratory (Steris GmbH) for EtO sterilization treatment. Steam Sterilization was performed internally.

## Ethylene Oxide (EtO) Sterilization

Table 1 Testing conditions Ethylene Oxide

	Amount		Amount		Amount
Preconditioning temperature	48 °C	Chamber temperature	45 °C	Postconditioning time	48 hours
Preconditioning humidity	60 %	Vacuum	75 mbar A	Postconditioning temperature	45 °C
Preconditioning time	8 hours	EO dwell time	3 hours		
		EO concentration (calculated)	610 mg/l		

When exposed to EtO sterilization, Ultracur3D® ST 80 demonstrates a 11 % increase in elongation at break and 2 % increases in ultimate strength. The test specimens show a small color change but become **slightly lighter and more clear** post-sterilization. EtO residuals level after exposure were not recorded.



Figure 4 Color discs before and after EtO sterilization

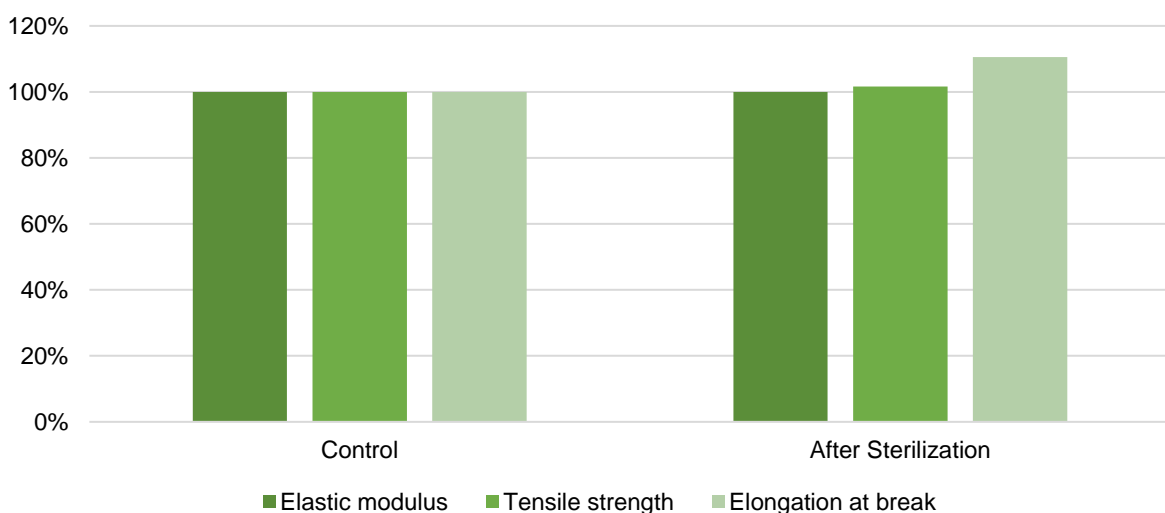


Figure 5 Tensile properties comparison of the EtO-treated samples

EtO sterilization can be suitable for Ultracur3D® ST 80.

## Steam Sterilization

Table 2 Testing conditions Steam Sterilization

Steam Sterilization Parameters	Settings
Vacuum pulses	4
Temperature	134°C
Pressure	210 kPa
Holding time	4 minutes
Drying time	20 minutes

When exposed to steam sterilization, Ultracur3D® ST 80 demonstrates a 17 % decrease in elongation at break and 15 % decreases in modulus. The samples also show a 5 % decrease in ultimate strength. The test specimens show a slightly color change but become **lighter** post-sterilization.

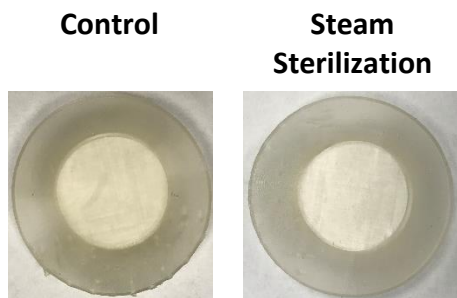


Figure 6 Color discs before and after Steam sterilization

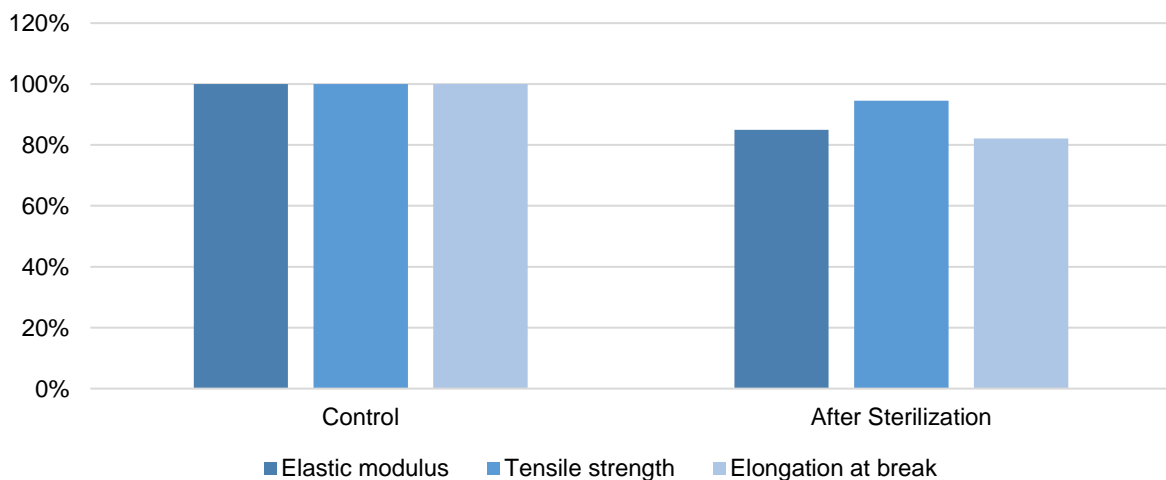


Figure 7 Tensile properties comparison of the Steam-treated samples

Steam sterilization is recommended for Ultracur3D® ST 80 but the color and mechanical property changes need to be taken into consideration by the user.

## Conclusion

The results of the performed tests show that **Ultracur3D® ST 80** can be summarized in the table below.

Sterilization Method	Ultracur3D® ST 80
EtO	😊 recommended
Steam*	😐 recommended, but depends on the final application case

\*Additional information available in a separate document on demand.

*The data contained in this publication are based on our current knowledge and experience. They do not constitute an agreed contractual quality of the product and, in view of the many factors that may affect processing and application of our products, do not relieve processors from carrying out their own investigations and tests. The agreed contractual quality of the product at the time of transfer of risk is based solely on the data in the specification data sheet. Any descriptions, drawings, photographs, data, proportions, weights, etc. given in this publication may change without prior information. The customer and/or user is responsible to consider and respect all hazard and safety issues according to the MSDS of Ultracur3D® ST 80 and take, implement and/or install adequate measures and precautions to avoid any personal injuries, property damages and/or environmental pollution. Therefore, BASF3D Printing Solutions GmbH shall not be liable for any personal injury, property damages and/or environmental emissions arising out of or related to the testing, handling or usage, storage and possession of Ultracur3D® ST 80. It is the sole responsibility of the recipient of our product to ensure that any proprietary rights and existing laws and legislation are observed (02/2020)*

Version 3.1