

Steam Sterilization Results

Ultracur3D® ST 1400

This document is intended to provide guidance for manufacturers regarding steam sterilization of the 3D printed materials. BASF3D Printing Solutions GmbH has performed specific steam sterilization tests for the materials 3D printed employing Ultracur3D® ST 1400. Indications on material changes that can occur during the sterilization process were studied. It remains the responsibility of the device manufacturers and/or end-users to determine the suitability of all printed parts for their respective application.

Test Description

The compatibility of Ultracur3D® ST 1400 with a commonly used steam sterilization is going to be evaluated. In this evaluation, compatibility was evaluated based on change in weight, color, dimension and tensile properties.

Material

Material
Ultracur3D® ST 1400

Test Specimens

Six different test parts were chosen, to help determine the impact of the steam sterilization.

1. *Color disc* (Figure 1) to measure the color of the material before and after sterilization.
2. *Dimensional accuracy* (Figure 2) will be used to check the dimension/accuracy and weight changes before and after.
3. *Chess Tower* (Figure 3) will be used for checking accuracy before and after.
4. *Tensile Bars* (Figure 4) will be used for checking any change in mechanical properties.

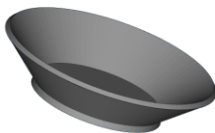


Figure 1 Color disc 2 mm

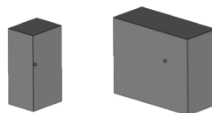


Figure 2 Dimensional accuracy



Figure 3 Chess Tower



Figure 4 ASTM D638 Type IV – Tensile Bar

Procedure

Following steps and set up parameters were conducted for the steam sterilization tests.

Table 1 Testing conditions Steam Sterilization

Steam Sterilization Parameters	Settings
Vacuum pulses	4
Temperature	134°C
Pressure	210 kPa
Holding time	4 minutes
Drying time	20 minutes

Samples were maintained in the autoclave until the program was finished.

Results

Color and Dimensional accuracy comparison

The Color disc specimens do not show significant color change post-sterilization.




Figure 5 Color discs before and after Steam sterilization

Dimensional accuracy Weight Changes

Table 2 Dimensional weight changes

Weight Comparison	Dimensional accuracy Weight
Before	3,06
After	3,08
	<i>In tolerance</i>

Dimensional Changes

The small test samples were measured three times and the big one once at the points shown in Figure 6.




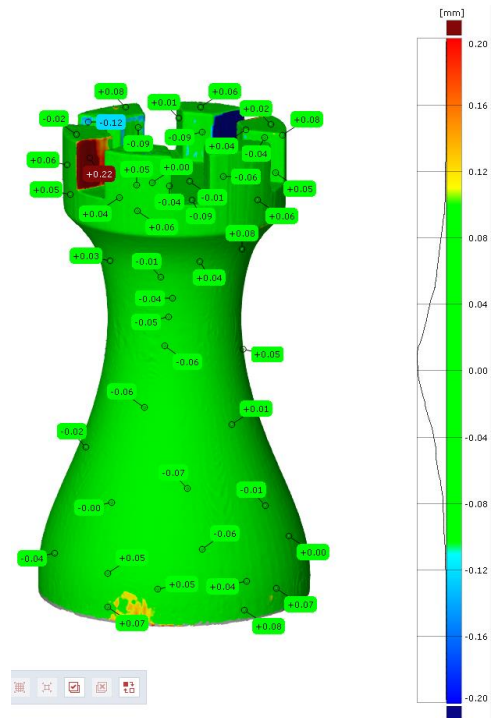
Figure 6 Dimensional accuracy measurement

Table 3 Dimensional accuracy changes

Dimension	A 1	A 2	A 3	B
Before	4,04	4,06	4,05	12,05
After	4,05	4,08	4,06	12,10
	<i>increase 0,25%</i>	<i>increase 0,49%</i>	<i>increase 0,25%</i>	<i>increase 0,41%</i>

Accuracy post steam sterilization

For measuring the accuracy of the part after steam sterilization the test specimen was scanned and compared with the scan of the actual 3D printed part before sterilization. The change in dimension of the part after sterilization may vary depending on the design and construction, this could be considered at an early stage of the design. Different designs may show different behavior during the sterilization process.



In Tolerance set to +/- 100µm

Mechanical Properties Comparison

The following tensile properties of the samples before and after treatment were obtained.

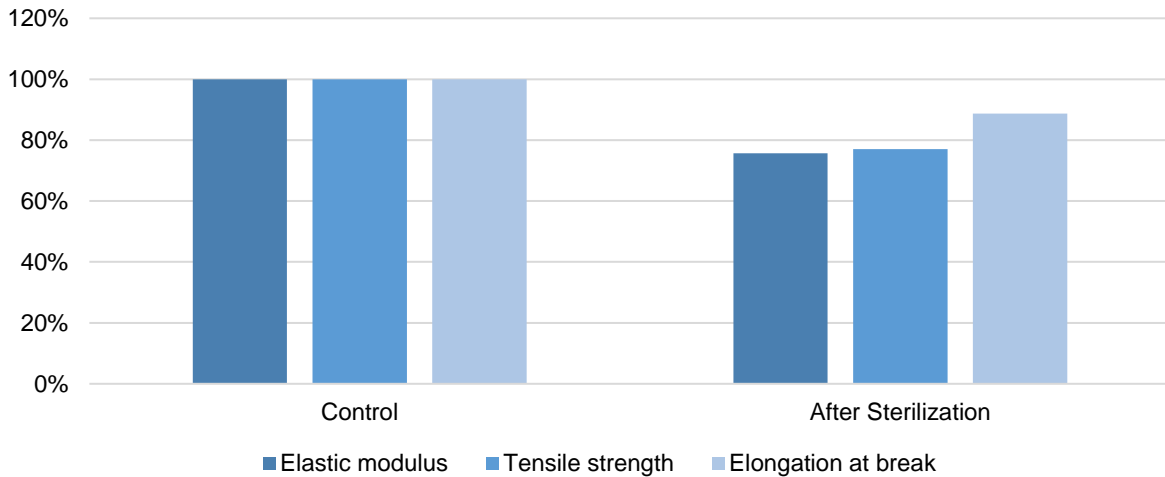


Figure 7 Tensile properties comparison of the treated samples

Conclusion

The color change in the samples before and after steam sterilization treatment was not noticeable. There was not a significant variation in the measured dimension of the cubes, the scanning of a simple part revealed dimensional changes. The mechanical properties are not close to the control properties. The results of the performed tests show that Ultracur3D® ST 1400 can be steam sterilized with slightly effect on color performance and a stronger effect on mechanical properties and accuracy performance.

The data contained in this publication are based on our current knowledge and experience. They do not constitute an agreed contractual quality of the product and, in view of the many factors that may affect processing and application of our products, do not relieve processors from carrying out their own investigations and tests. The agreed contractual quality of the product at the time of transfer of risk is based solely on the data in the specification data sheet. Any descriptions, drawings, photographs, data, proportions, weights, etc. given in this publication may change without prior information. The customer and/or user is responsible to consider and respect all hazard and safety issues according to the MSDS of Ultracur3D® ST 1400 and take, implement and/or install adequate measures and precautions to avoid any personal injuries, property damages and/or environmental pollution. Therefore, BASF3D Printing Solutions GmbH shall not be liable for any personal injury, property damages and/or environmental emissions arising out of or related to the testing, handling or usage, storage and possession of Ultracur3D® ST 1400. It is the sole responsibility of the recipient of our product to ensure that any proprietary rights and existing laws and legislation are observed (02/2020)

Version 1.0