

# Steam Sterilization Results

## Ultracur3D® RG 1100

This document is intended to provide guidance for manufacturers regarding steam sterilization of the 3D printed materials. BASF3D Printing Solutions GmbH has performed specific steam sterilization tests for the materials 3D printed employing Ultracur3D® RG 1100. Indications on material changes that can occur during the sterilization process were studied. It remains the responsibility of the device manufacturers and/or end-users to determine the suitability of all printed parts for their respective application.

### Test Description

The compatibility of Ultracur3D® RG 1100 with a commonly used steam sterilization is going to be evaluated. In this evaluation, compatibility was evaluated based on change in weight, color, dimension and tensile properties.

### Material

Material
Ultracur3D® RG 1100

### Test Specimens

Six different test parts were chosen, to help determine the impact of the steam sterilization.

1. *Color disc* (Figure 1) to measure the color of the material before and after sterilization.
2. *Dimensional accuracy* (Figure 2) will be used to check the dimension/accuracy and weight changes before and after.
3. *Chess Tower* (Figure 3) will be used for checking accuracy before and after.
4. *Tensile Bars* (Figure 4) will be used for checking any change in mechanical properties.

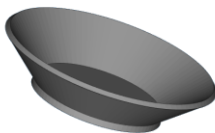


Figure 1 Color disc 2 mm

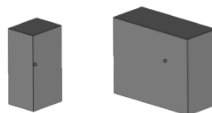


Figure 2 Dimensional accuracy



Figure 3 Chess Tower



Figure 4 ASTM D638 Type IV – Tensile Bar

## Procedure

Following steps and set up parameters were conducted for the steam sterilization tests.

*Table 1 Testing conditions Steam Sterilization*


Steam Sterilization Parameters	Settings
Vacuum pulses	4
Temperature	134°C
Pressure	210 kPa
Holding time	4 minutes
Drying time	20 minutes

Samples were maintained in the autoclave until the program was completely finished.

## Results

### Color and Dimensional accuracy Comparison

The Color disc specimens show significant color change post-sterilization, because the reddish tone disappears.



*Figure 5 Color discs before and after Steam sterilization*

### Dimensional accuracy Weight Changes

*Table 2 Dimensional weight changes*

Weight Comparison	Dimensional accuracy Weight
Before	2.88
After	2.88
	<i>In tolerance</i>



## Mechanical Properties Comparison

The following tensile properties of the samples before and after treatment were obtained.

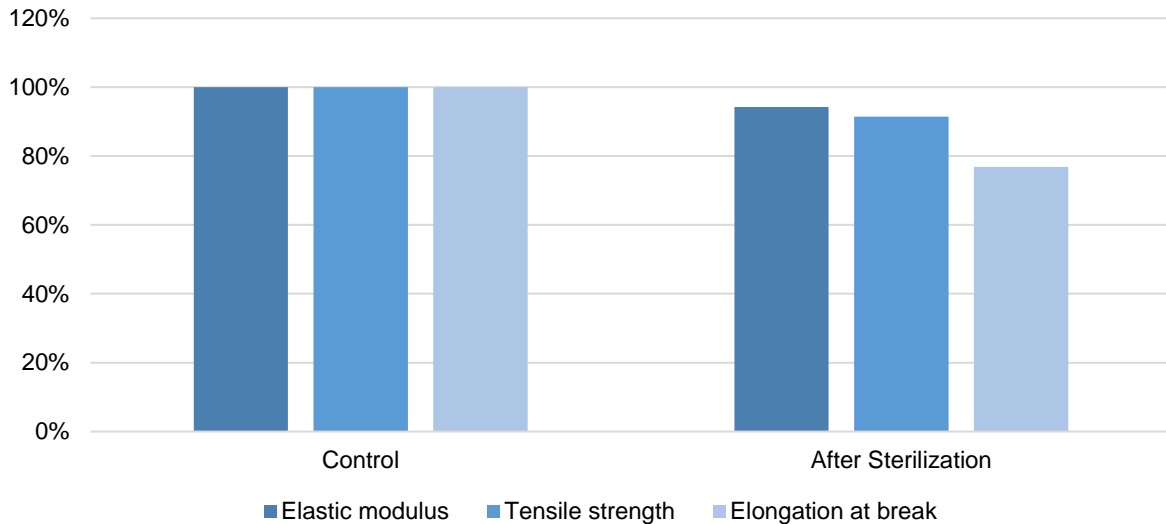


Figure 7 Tensile properties comparison of the treated samples

## Conclusion

The color change in the samples before and after steam sterilization treatment was noticeable. There was a small significant variation in the measured dimension of the cubes, the scanning of a simple part revealed dimensional changes as well. The mechanical properties are, close to the control properties, except the Elongation at break. The results of the performed tests show that Ultracur3D® RG1100 can only be steam sterilized with significant change in color, but not too significantly effecting mechanical- and accuracy- performance.

*The data contained in this publication are based on our current knowledge and experience. They do not constitute an agreed contractual quality of the product and, in view of the many factors that may affect processing and application of our products, do not relieve processors from carrying out their own investigations and tests. The agreed contractual quality of the product at the time of transfer of risk is based solely on the data in the specification data sheet. Any descriptions, drawings, photographs, data, proportions, weights, etc. given in this publication may change without prior information. The customer and/or user is responsible to consider and respect all hazard and safety issues according to the MSDS of Ultracur3D® RG 1100 and take, implement and/or install adequate measures and precautions to avoid any personal injuries, property damages and/or environmental pollution. Therefore, BASF3D Printing Solutions GmbH shall not be liable for any personal injury, property damages and/or environmental emissions arising out of or related to the testing, handling or usage, storage and possession of Ultracur3D® R G1100. It is the sole responsibility of the recipient of our product to ensure that any proprietary rights and existing laws and legislation are observed (02/2020)*

Version 1.0