


One touch, you can switch your position to sitting or standing. Pneumatic arm that provides effortless movement - you simply raise or lower the platform with one touch of the lever. You can easily adjust the standing desk to match your exact height requirements.



The dual platform design offers an upper platform for monitor or laptop, and a lower platform for keyboard and mouse.



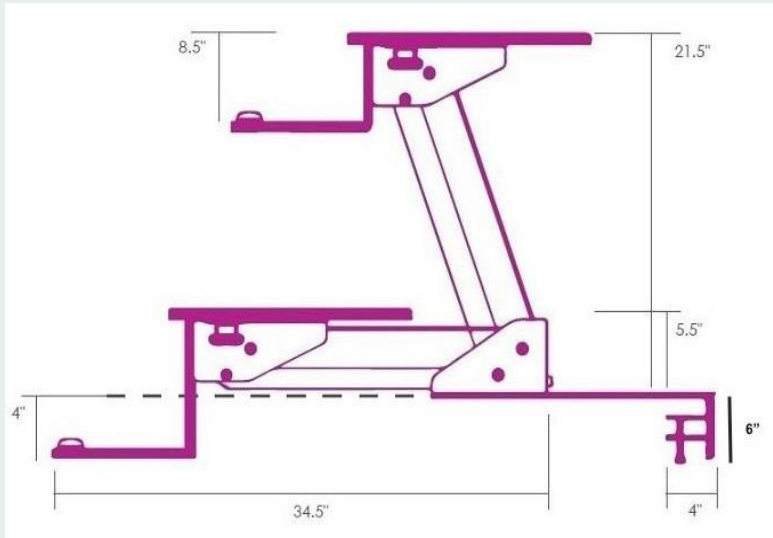
Follows Ideal Ergonomics as keyboard platform is little lower while sitting position. Optional Monitor arm available to position monitor at eye level



ERGO RISER DESKRD

About Product


The Riser Desk RD sit-to-stand workstation is a quick and easy way to convert any traditional desk into a height adjustable one. Its remarkably stable as compared to any sit stand desk solution available in the market and has unique breaking system to stop at any level. The Sit to Stand platforms can be easily adjusted from sitting to standing positions simply by pressing the lever underneath the upper platform and moving the unit up or down to your desire height. The pneumatic height adjustment system allows the Lift to lock in place whenever you let go of the lever, so you can leave it at any height withing it 16" vertical range.



"Easily Clamps on Existing desk"



"Pneumatic Lift Mechanism can stop it at any level"



Click to Play.



Watch a Video Demonstration

Specifications

- ➔ Adjustable gas-strut assistance for smooth height re-positioning. Can be stopped at any height.
- ➔ Clamping bracket can be adjusted in 2" increments back to front for the optimal positioning.
- ➔ When adjusted to a seated position keyboard can be lowered below the level of the desk for enhanced versatility.
- ➔ Material : Steel
- ➔ All mounting hardware included.
- ➔ Clamps to the back / front of the work surface.
- ➔ 4" of clearance is needed underneath work surface for clamp
- ➔ Pneumatic height adjustment
- ➔ Weight Capacity - 13 kg
- ➔ Height Adjustment Range - 423mm (16.7")
- ➔ Wooden Desk Size : 600mm (23.6") * 400mm (15.74 inches)
- ➔ Integrated Keyboard Platform size : 600mm (23.61") * 230 mm (9.09 inches)
- ➔ Can mount to work surface 32" inches or less for table back side clamping, for front side no restriction of table depth.

Model "RD"

Accessories

- ➔ Gas Spring Dual Monitor Arm
- ➔ Dual Monitor Arm
- ➔ Gas Spring Single Monitor Arm
- ➔ Single Monitor Arm