

S-72903-7W-WH

Luminaire Property

Luminaire Manufacturer:	Luminaire Description: UT25-SL-7W
Luminaire Category:	Lamp Description:
Lamp Catalog:	Lumens per Lamp:
Number of Lamps:	Luminous Width (mm):
Luminous Length (mm):	Voltage: 48.0 V
Luminous Height (mm):	Power: 6.67 W
Current: 0.139 A	
Power Factor: 1.000	

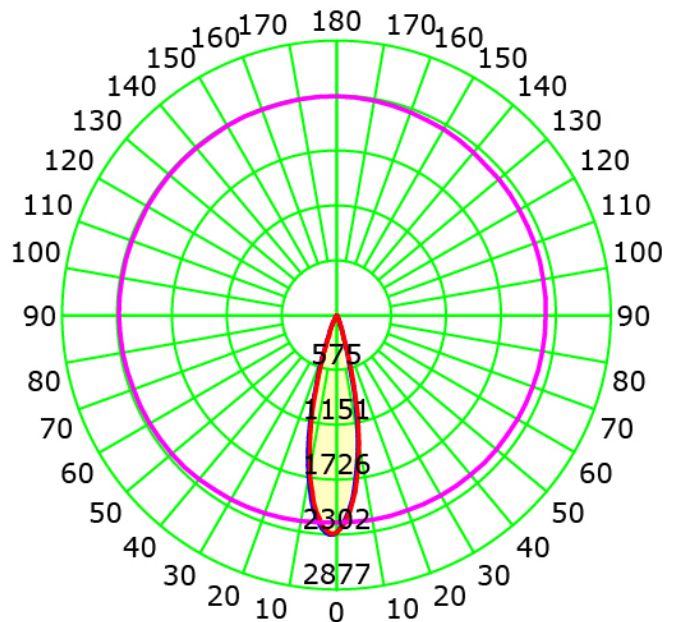
Photometric Results

CIE Class: Direct	Total Rated Lamp Lumens: 458.4 lm
Measurement Flux: 458.4 lm	Efficiency: 100%
Downward Ratio: 99%	Upward Ratio: 1%
Horizontal Diffuse Angle(50%): H25.2	
Vertical Diffuse Angle(50%): V25.1	
Luminaire Efficacy Rating (LER): 68.78	C0r0 Intensity: 2278.83 cd
Max. Intensity: 2302.15 cd	Pos of Max. Intensity: H180 V2
S/MH(C0/C180): 0.43	S/MH(C90/C270): 0.43

Picture Of Luminaire



Luminous Intensity Distribution Curve



Unit: cd

Average Diffuse Angle(50%): 25.1°

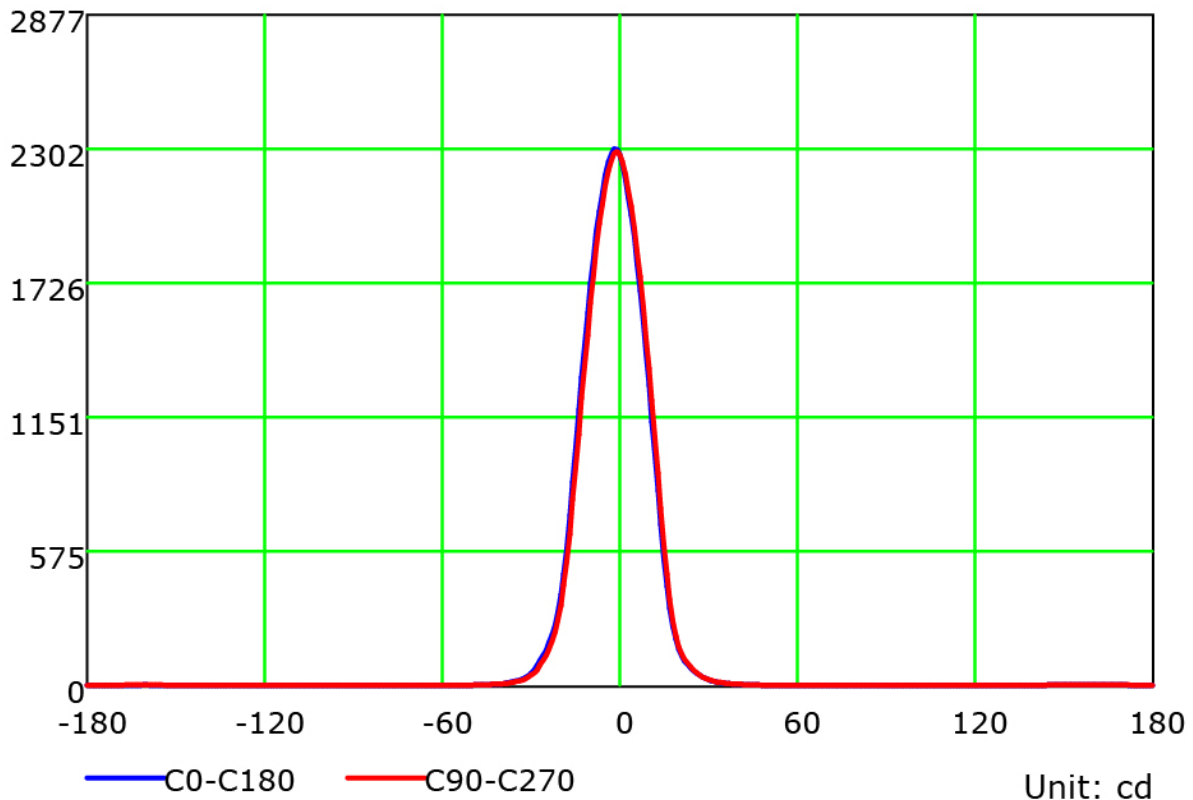
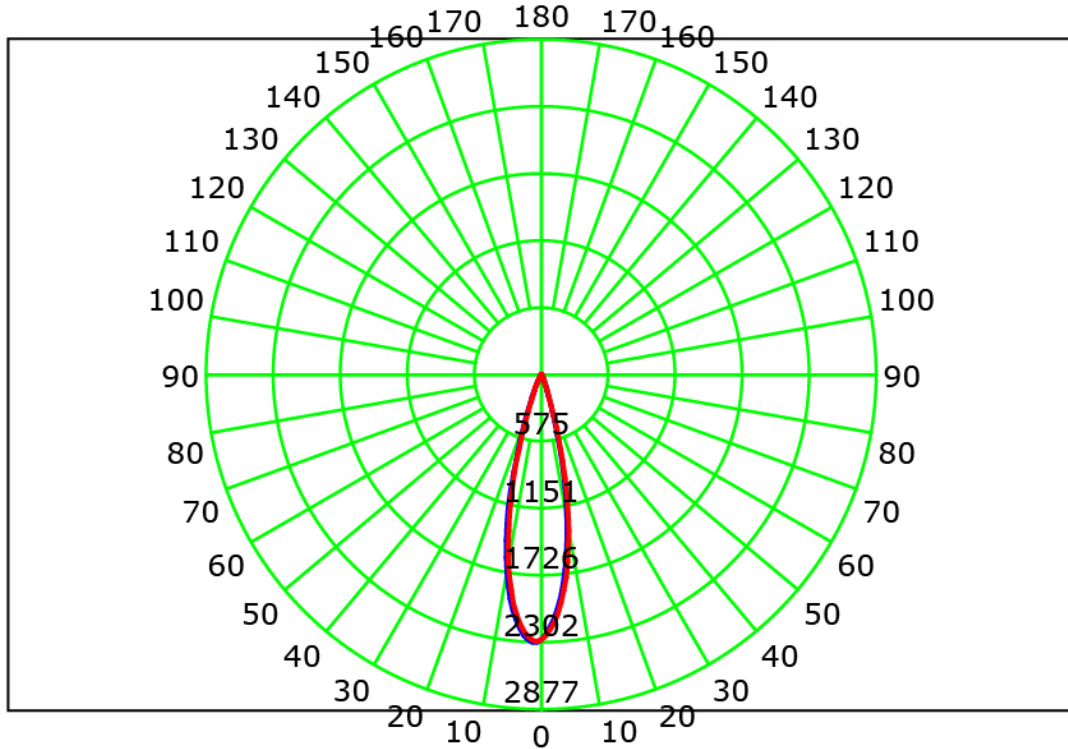
— C0-C180
 — C90-C270
 — G2

C Plane (°):0.0-360.0: 45.0
 Test Lab: Inventfine instrument
 Test Type: TYPE C
 Temperature: 26
 Operator: Jacky

Gamma Plane (°):0.0-180.0:1.0
 Test Device: GPM-1800B
 Distance: 8.508 m [K=1.0000]
 Humidity: 65
 Inspector:

S-72903-7W-WH

Luminous Intensity Distribution Curve



C Plane (°):0.0-360.0: 45.0
 Test Lab: Inventfine instrument
 Test Type: TYPE C
 Temperature: 26
 Operator: Jacky

Gamma Plane (°):0.0-180.0:1.0
 Test Device: GPM-1800B
 Distance: 8.508 m [K=1.0000]
 Humidity: 65
 Inspector:

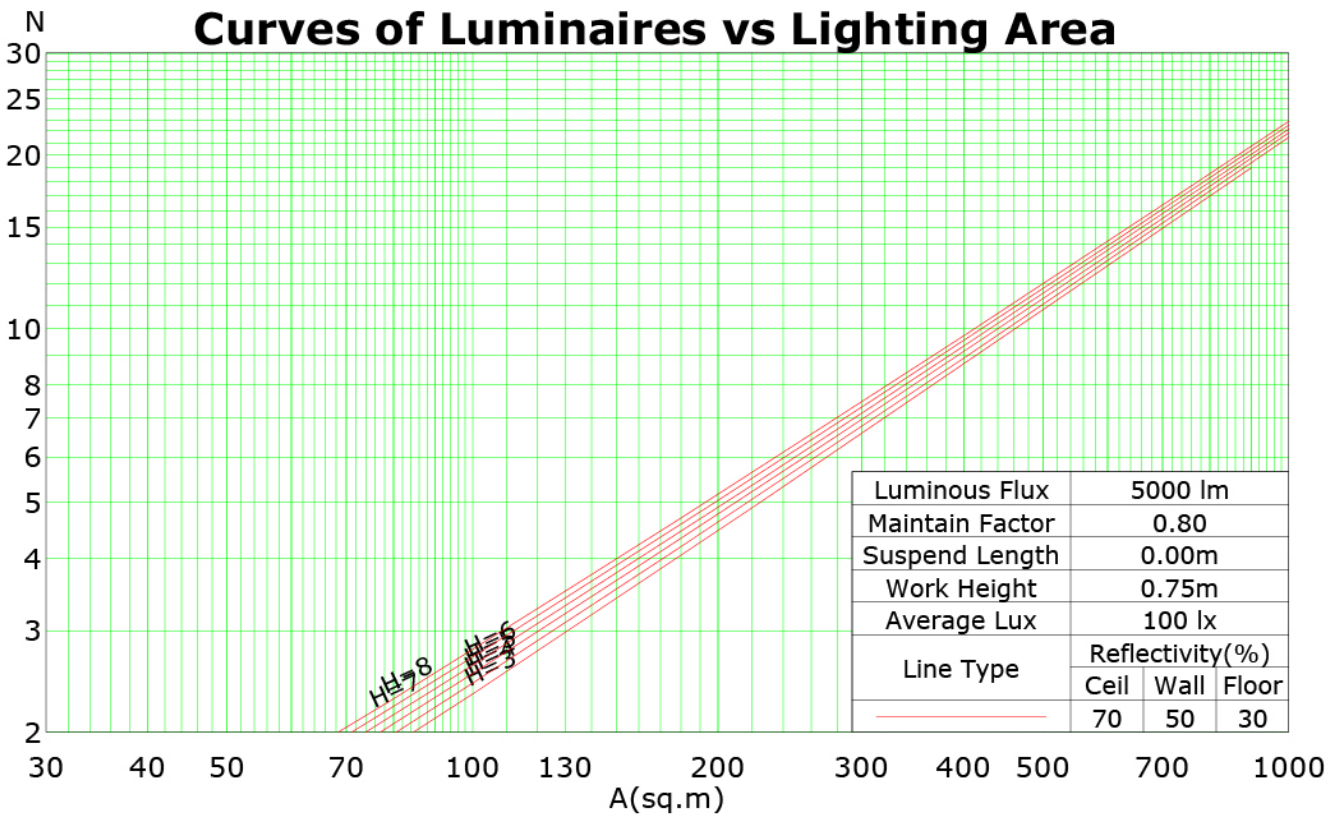
S-72903-7W-WH

Coefficients Of Utilization - Zonal Cavity Method

RC	0.8	0.8	0.8	0.8	0.7	0.7	0.7	0.7	0.5	0.5	0.5	0.3	0.3	0.3	0.1	0.1	0.1	0
RW	0.7	0.5	0.3	0.1	0.7	0.5	0.3	0.1	0.5	0.3	0.1	0.5	0.3	0.1	0.5	0.3	0.1	0
RCR	RF = 0.2																	
0	1.19	1.19	1.19	1.19	1.16	1.16	1.16	1.16	1.11	1.11	1.11	1.06	1.06	1.06	1.01	1.01	1.01	0.99
1	1.15	1.13	1.11	1.09	1.12	1.11	1.09	1.08	1.07	1.05	1.04	1.03	1.02	1.01	0.99	0.98	0.98	0.96
2	1.11	1.08	1.05	1.03	1.09	1.06	1.04	1.01	1.03	1.01	0.99	1.00	0.98	0.97	0.97	0.96	0.95	0.93
3	1.08	1.04	1.00	0.97	1.06	1.02	0.99	0.97	1.00	0.97	0.95	0.97	0.95	0.93	0.95	0.93	0.92	0.91
4	1.05	1.00	0.96	0.93	1.03	0.99	0.95	0.93	0.97	0.94	0.91	0.95	0.92	0.90	0.93	0.91	0.89	0.88
5	1.02	0.96	0.93	0.90	1.01	0.96	0.92	0.89	0.94	0.91	0.88	0.92	0.90	0.88	0.91	0.89	0.87	0.86
6	0.99	0.93	0.89	0.87	0.98	0.93	0.89	0.86	0.91	0.88	0.86	0.90	0.87	0.85	0.89	0.86	0.84	0.83
7	0.97	0.91	0.87	0.84	0.96	0.90	0.86	0.84	0.89	0.86	0.83	0.88	0.85	0.83	0.87	0.84	0.82	0.81
8	0.94	0.88	0.84	0.81	0.93	0.88	0.84	0.81	0.87	0.83	0.81	0.86	0.83	0.81	0.85	0.82	0.80	0.79
9	0.92	0.86	0.82	0.79	0.91	0.85	0.82	0.79	0.84	0.81	0.79	0.84	0.81	0.79	0.83	0.80	0.78	0.77
10	0.90	0.84	0.80	0.77	0.89	0.83	0.80	0.77	0.82	0.79	0.77	0.82	0.79	0.77	0.81	0.78	0.77	0.76

Spacing Criteria (0-180): 0.43
 Spacing Criteria (90-270): 0.43
 Spacing Criteria (Diagonal): 0.40

Curves of Luminaires vs Lighting Area

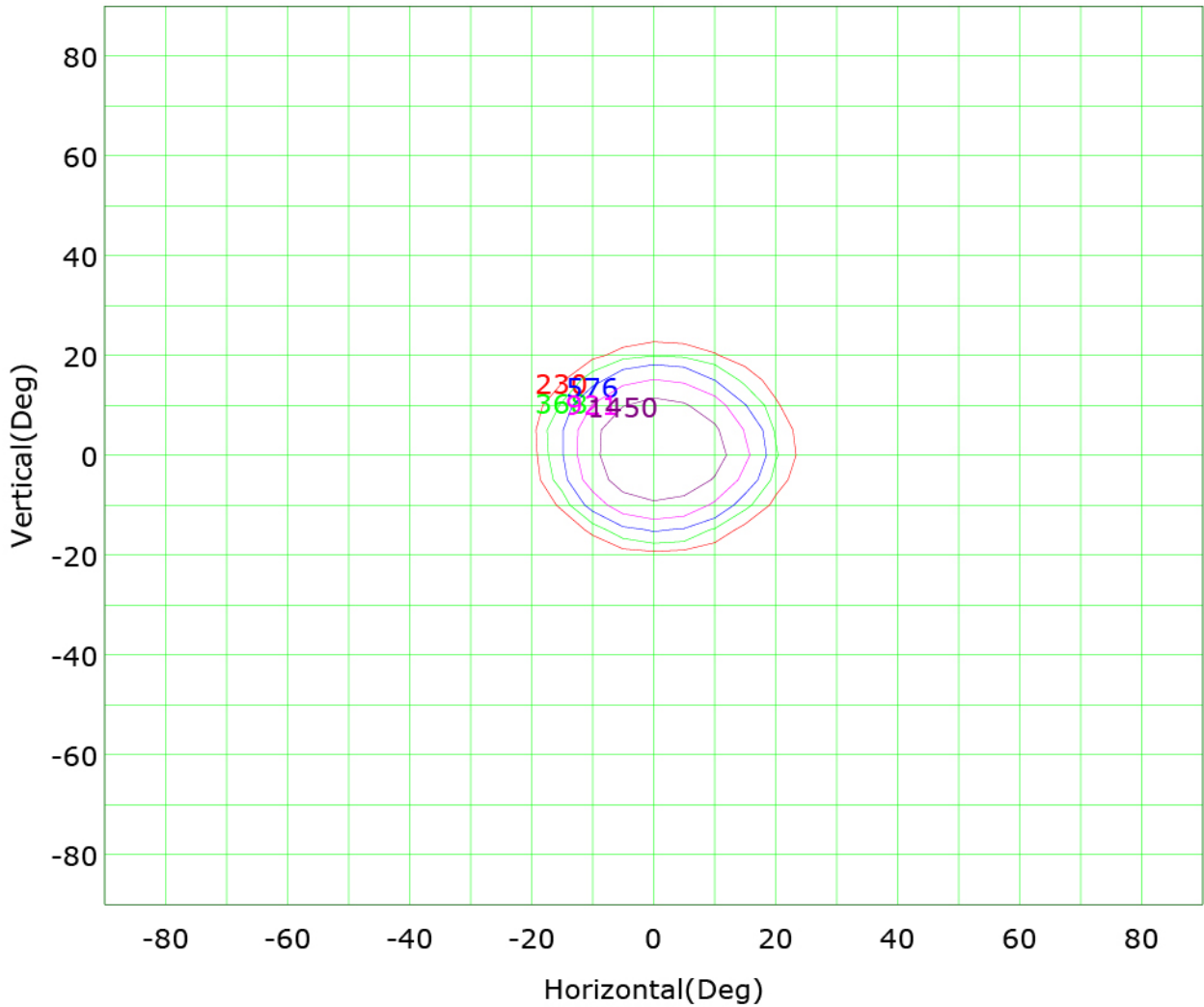


C Plane (°):0.0-360.0: 45.0
 Test Lab: Inventfine instrument
 Test Type: TYPE C
 Temperature: 26
 Operator: Jacky

Gamma Plane (°):0.0-180.0:1.0
 Test Device: GPM-1800B
 Distance: 8.508 m [K=1.0000]
 Humidity: 65
 Inspector:

S-72903-7W-WH

Isocandela (rectangle)



Imax (100%): 2302 cd

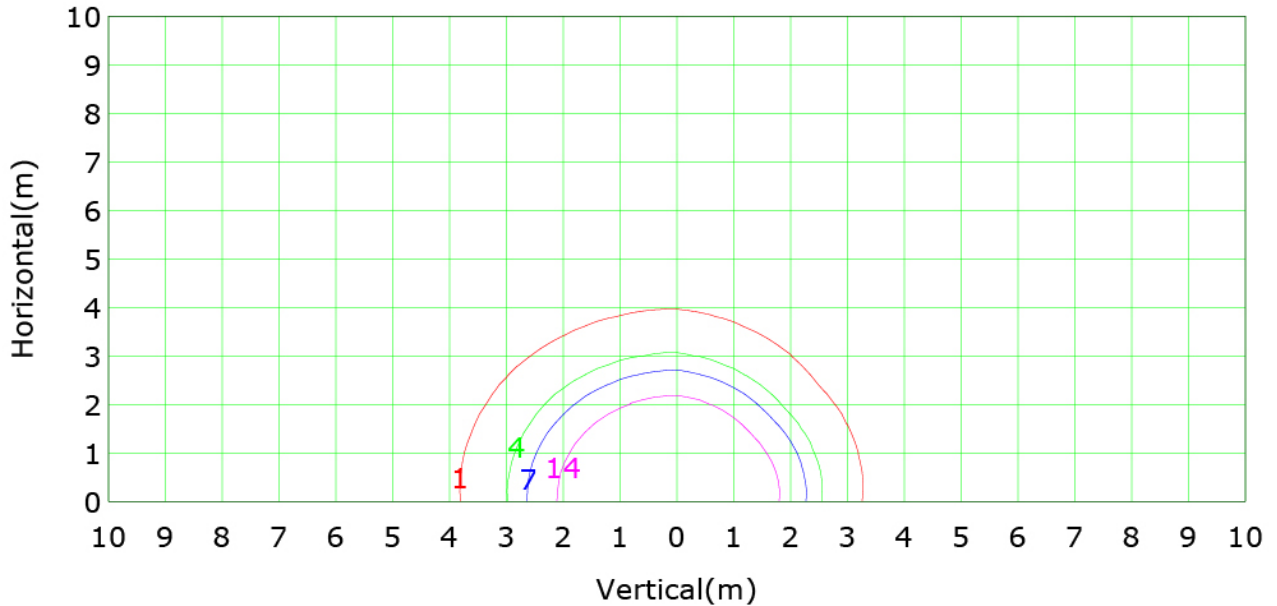
- (10%): 230 cd
- (16%): 368 cd
- (25%): 576 cd
- (40%): 921 cd
- (63%): 1450 cd
- (100%): 2302 cd

C Plane (°):0.0-360.0: 45.0
 Test Lab: Inventfine instrument
 Test Type: TYPE C
 Temperature: 26
 Operator: Jacky

Gamma Plane (°):0.0-180.0:1.0
 Test Device: GPM-1800B
 Distance: 8.508 m [K=1.0000]
 Humidity: 65
 Inspector:

S-72903-7W-WH

IsoLux Plot



Mounting Height: 8.0m Max Lux(100%): 35.9 lx

— (4%): 1.4 lx	— (12%): 4.1 lx
— (19%): 6.9 lx	— (38%): 13.8 lx

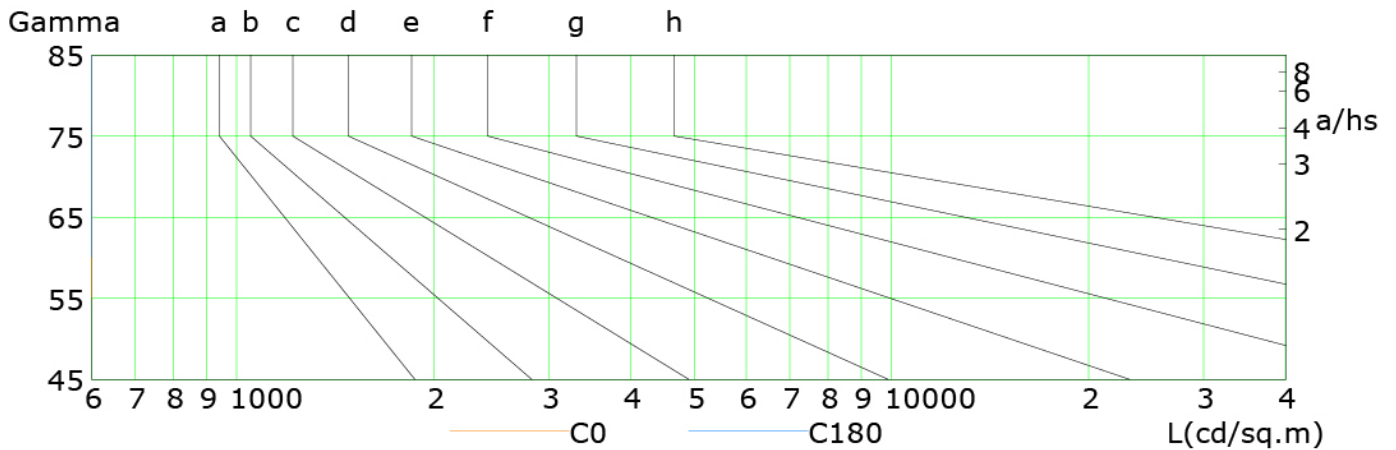
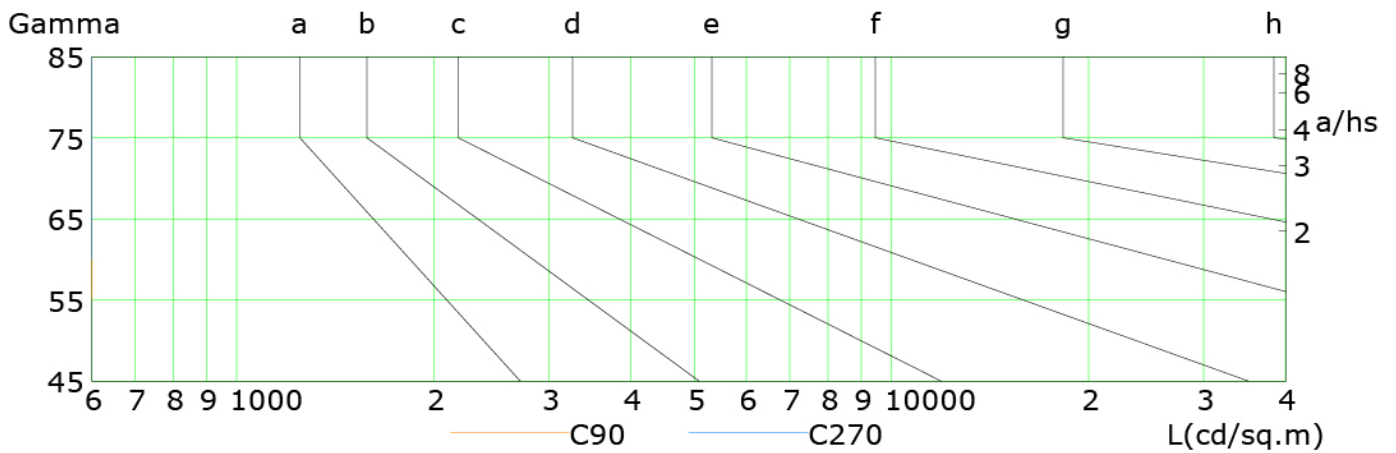
C Plane (°):0.0-360.0: 45.0
 Test Lab: Inventfine instrument
 Test Type: TYPE C
 Temperature: 26
 Operator: Jacky

Gamma Plane (°):0.0-180.0:1.0
 Test Device: GPM-1800B
 Distance: 8.508 m [K=1.0000]
 Humidity: 65
 Inspector:

S-72903-7W-WH Lum Limit Curve

Dazzle	Quality	Illuminance (lx)							
		2000	1000	500	<=300				
1.15	A	2000	1000	500	<=300				
1.50	B		2000	1000	500	<=300			
1.85	C			2000	1000	500	<=300		
2.20	D				2000	1000	500	<=300	
2.55	E					2000	1000	500	<=300

a b c d e f g h



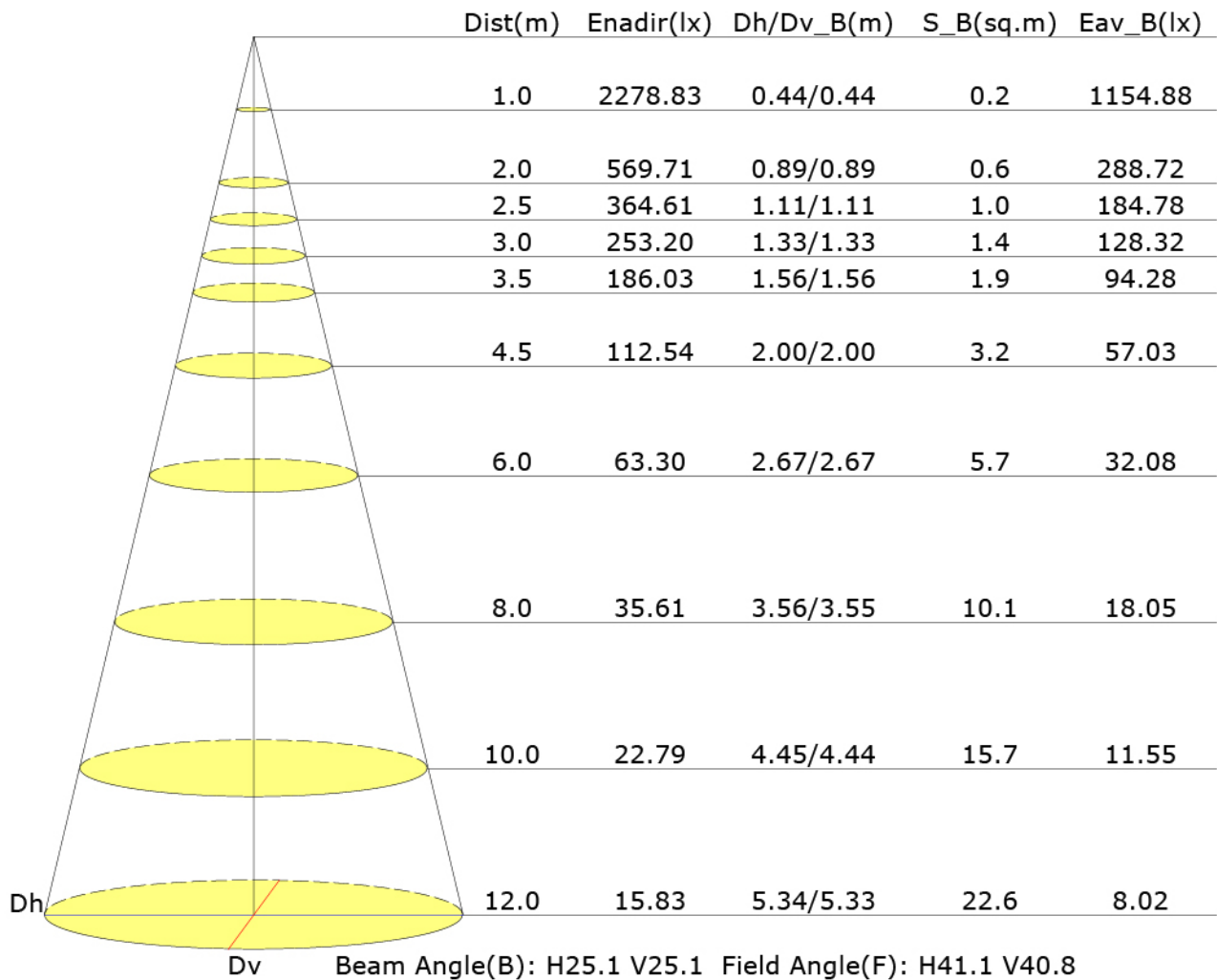
L(cd/sq.m)	G45	G50	G55	G60	G65	G70	G75	G80	G85
C0	4	2	0	0	0	0	0	0	0
C90	4	2	0	0	0	0	0	0	0
C180	5	3	1	0	0	0	0	0	0
C270	5	3	1	0	0	0	0	0	0

C Plane (°):0.0-360.0: 45.0
 Test Lab: Inventfine instrument
 Test Type: TYPE C
 Temperature: 26
 Operator: Jacky

Gamma Plane (°):0.0-180.0:1.0
 Test Device: GPM-1800B
 Distance: 8.508 m [K=1.0000]
 Humidity: 65
 Inspector:

S-72903-7W-WH

Illuminance at a Distance

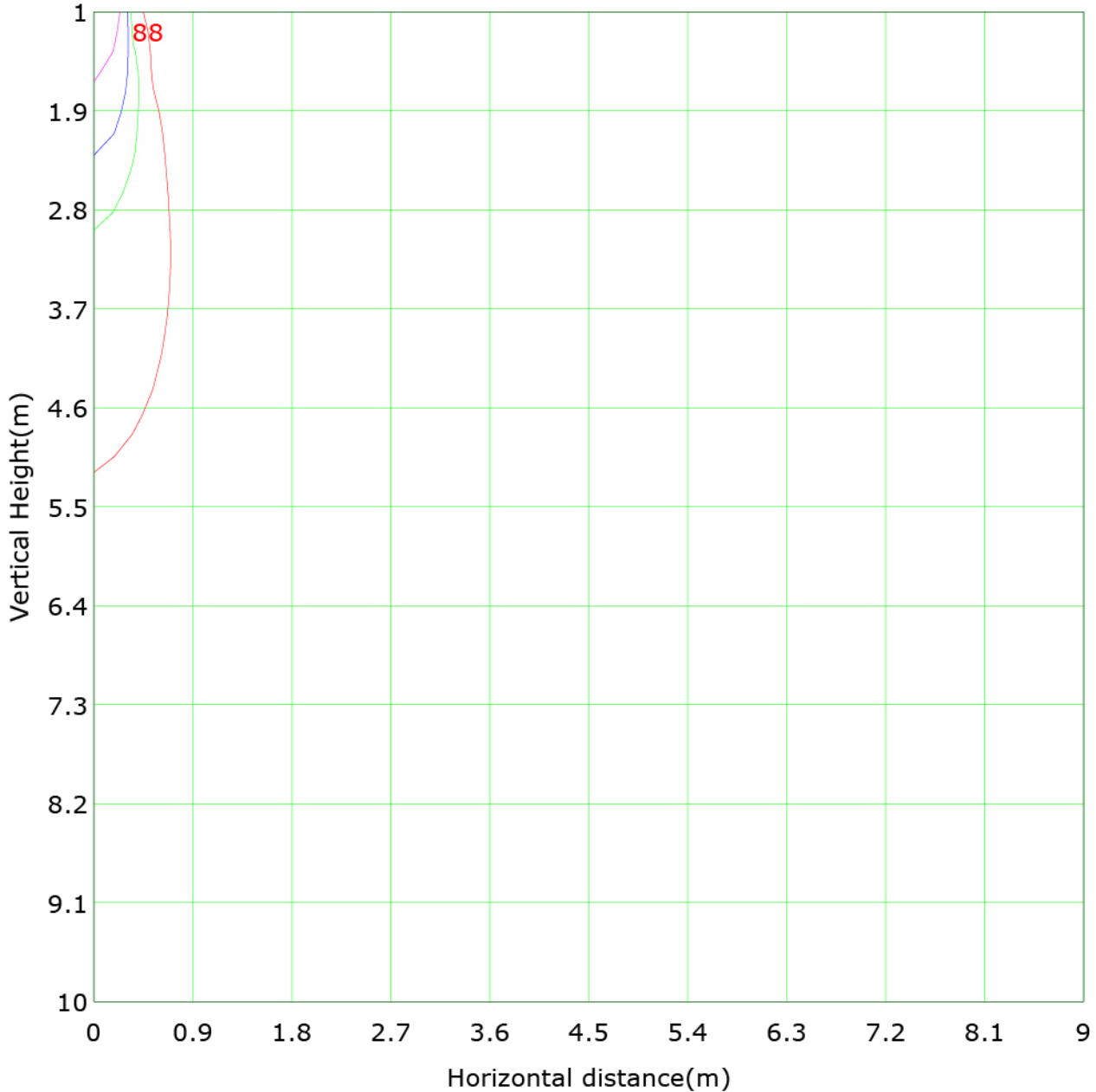


C Plane (°):0.0-360.0: 45.0
 Test Lab: Inventfine instrument
 Test Type: TYPE C
 Temperature: 26
 Operator: Jacky

Gamma Plane (°):0.0-180.0:1.0
 Test Device: GPM-1800B
 Distance: 8.508 m [K=1.0000]
 Humidity: 65
 Inspector:

S-72903-7W-WH

Vertical IsoLux Plot



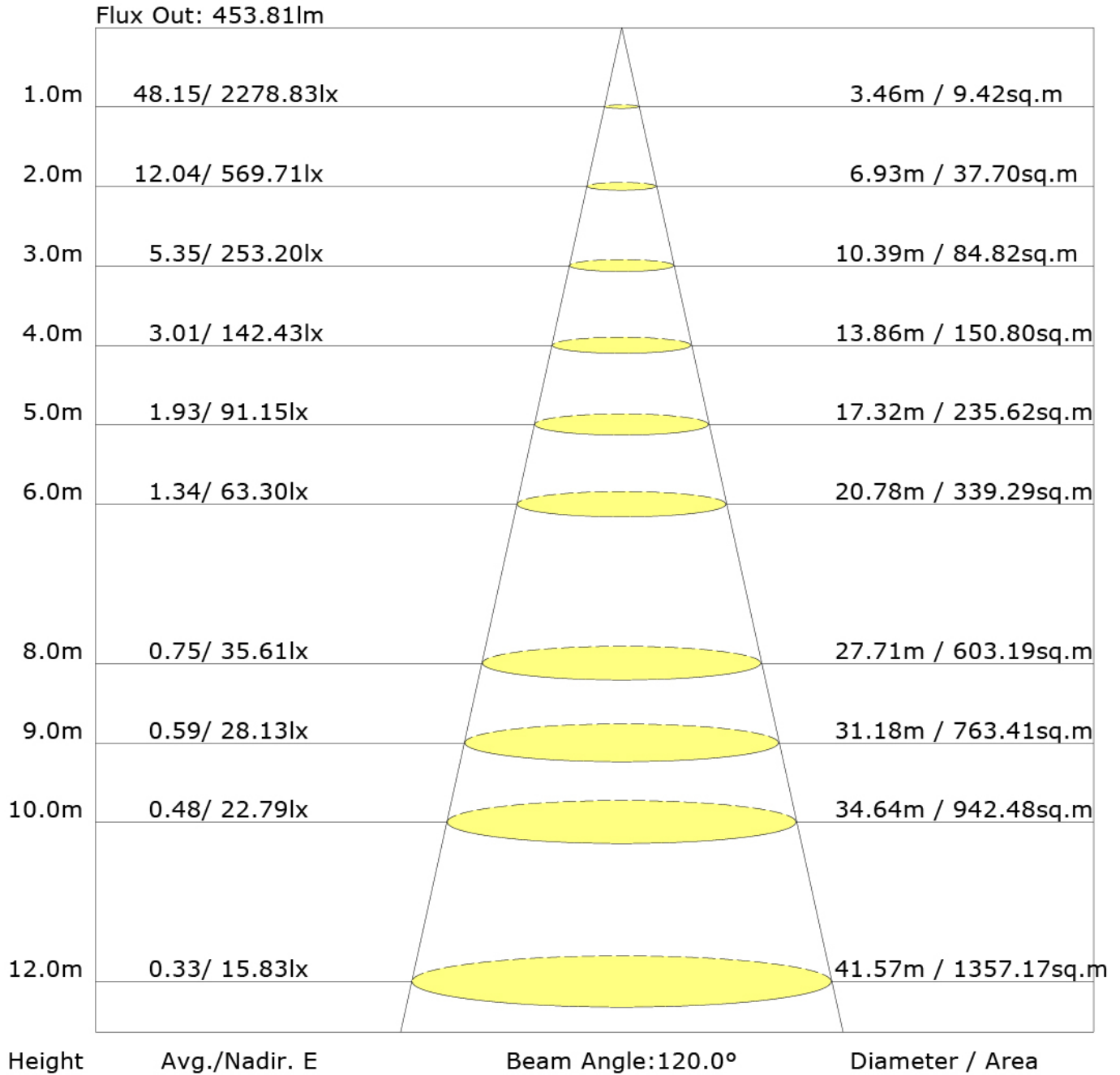
Lowest(m): 1.0m Highest(m): 10.0m Max Lux: 2278.8 lx
 — (4%): 87.5 lx — (12%): 262.1 lx
 — (19%): 437.5 lx — (38%): 875.1 lx

C Plane (°):0.0-360.0: 45.0
 Test Lab: Inventfine instrument
 Test Type: TYPE C
 Temperature: 26
 Operator: Jacky

Gamma Plane (°):0.0-180.0:1.0
 Test Device: GPM-1800B
 Distance: 8.508 m [K=1.0000]
 Humidity: 65
 Inspector:

S-72903-7W-WH

The Average Illuminance Effective Figure



C Plane (°):0.0-360.0: 45.0
 Test Lab: Inventfine instrument
 Test Type: TYPE C
 Temperature: 26
 Operator: Jacky

Gamma Plane (°):0.0-180.0:1.0
 Test Device: GPM-1800B
 Distance: 8.508 m [K=1.0000]
 Humidity: 65
 Inspector:

S-72903-7W-WH

UGR Table

Reflectance:										
Ceiling (cavity)	0.7	0.7	0.5	0.5	0.3	0.7	0.7	0.5	0.5	0.3
Wall	0.5	0.3	0.5	0.3	0.3	0.5	0.3	0.5	0.3	0.3
Reference plane	0.2	0.2	0.2	0.2	0.2	0.2	0.2	0.2	0.2	0.2
Room dimensions	Viewed crosswise					Viewed endwise				
X=2H Y=2H	-1.\$	-1.\$	-1.\$	-1.\$	-1.\$	-1.\$	-1.\$	-1.\$	-1.\$	-1.\$
3H	-1.\$	-1.\$	-1.\$	-1.\$	-1.\$	-1.\$	-1.\$	-1.\$	-1.\$	-1.\$
4H	-1.\$	-1.\$	-1.\$	-1.\$	-1.\$	-1.\$	-1.\$	-1.\$	-1.\$	-1.\$
6H	-1.\$	-1.\$	-1.\$	-1.\$	-1.\$	-1.\$	-1.\$	-1.\$	-1.\$	-1.\$
8H	-1.\$	-1.\$	-1.\$	-1.\$	-1.\$	-1.\$	-1.\$	-1.\$	-1.\$	-1.\$
12H	-1.\$	-1.\$	-1.\$	-1.\$	-1.\$	-1.\$	-1.\$	-1.\$	-1.\$	-1.\$
X=4H Y=2H	-1.\$	-1.\$	-1.\$	-1.\$	-1.\$	-1.\$	-1.\$	-1.\$	-1.\$	-1.\$
3H	-1.\$	-1.\$	-1.\$	-1.\$	-1.\$	-1.\$	-1.\$	-1.\$	-1.\$	-1.\$
4H	-1.\$	-1.\$	-1.\$	-1.\$	-1.\$	-1.\$	-1.\$	-1.\$	-1.\$	-1.\$
6H	-1.\$	-1.\$	-1.\$	-1.\$	-1.\$	-1.\$	-1.\$	-1.\$	-1.\$	-1.\$
8H	-1.\$	-1.\$	-1.\$	-1.\$	-1.\$	-1.\$	-1.\$	-1.\$	-1.\$	-1.\$
12H	-1.\$	-1.\$	-1.\$	-1.\$	-1.\$	-1.\$	-1.\$	-1.\$	-1.\$	-1.\$
X=8H Y=4H	-1.\$	-1.\$	-1.\$	-1.\$	-1.\$	-1.\$	-1.\$	-1.\$	-1.\$	-1.\$
6H	-1.\$	-1.\$	-1.\$	-1.\$	-1.\$	-1.\$	-1.\$	-1.\$	-1.\$	-1.\$
8H	-1.\$	-1.\$	-1.\$	-1.\$	-1.\$	-1.\$	-1.\$	-1.\$	-1.\$	-1.\$
12H	-1.\$	-1.\$	-1.\$	-1.\$	-1.\$	-1.\$	-1.\$	-1.\$	-1.\$	-1.\$
X=12H Y=4H	-1.\$	-1.\$	-1.\$	-1.\$	-1.\$	-1.\$	-1.\$	-1.\$	-1.\$	-1.\$
6H	-1.\$	-1.\$	-1.\$	-1.\$	-1.\$	-1.\$	-1.\$	-1.\$	-1.\$	-1.\$
8H	-1.\$	-1.\$	-1.\$	-1.\$	-1.\$	-1.\$	-1.\$	-1.\$	-1.\$	-1.\$
Variations with the observer position at spacings:										
S=1.0H	-1.\$/-1.\$					-1.\$/-1.\$				
S=1.5H	-1.\$/-1.\$					-1.\$/-1.\$				
S=2.0H	-1.\$/-1.\$					-1.\$/-1.\$				

Calculate in accordance with CIE Pub.117. The table is revised with 458lm ($8\log(F/F_0) = -2.7$).

C Plane (°):0.0-360.0: 45.0
 Test Lab: Inventfine instrument
 Test Type: TYPE C
 Temperature: 26
 Operator: Jacky

Gamma Plane (°):0.0-180.0:1.0
 Test Device: GPM-1800B
 Distance: 8.508 m [K=1.0000]
 Humidity: 65
 Inspector:

S-72903-7W-WH

Zonal Lumen

Gamma [°]	I _{mean} [cd]	Zonal Flux [lm]	Sum Zonal Flux [lm]	Rel Zonal Flux [%]	Sum Rel Zonal Flux [%]
0.0-1.0	2274.0	2.2	2.2	0.47	0.47
1.0-2.0	2254.2	6.5	8.6	1.41	1.89
2.0-3.0	2216.0	10.6	19.2	2.31	4.20
3.0-4.0	2162.5	14.5	33.7	3.16	7.36
4.0-5.0	2092.7	18.0	51.7	3.93	11.28
5.0-6.0	2008.8	21.1	72.8	4.61	15.89
6.0-7.0	1916.0	23.8	96.6	5.19	21.08
7.0-8.0	1809.0	25.9	122.5	5.65	26.73
8.0-9.0	1691.1	27.4	149.9	5.98	32.70
9.0-10.0	1568.6	28.4	178.3	6.19	38.90
10.0-11.0	1433.8	28.7	207.0	6.25	45.15
11.0-12.0	1291.3	28.2	235.2	6.16	51.31
12.0-13.0	1147.4	27.2	262.4	5.94	57.25
13.0-14.0	997.6	25.5	288.0	5.57	62.82
14.0-15.0	846.8	23.3	311.2	5.07	67.89
15.0-16.0	705.2	20.7	331.9	4.51	72.40
16.0-17.0	575.8	17.9	349.8	3.91	76.31
17.0-18.0	461.8	15.2	365.1	3.32	79.63
18.0-19.0	368.2	12.8	377.9	2.79	82.42
19.0-20.0	294.2	10.8	388.6	2.35	84.77
20.0-21.0	236.9	9.1	397.7	1.98	86.76
21.0-22.0	194.1	7.8	405.5	1.70	88.46
22.0-23.0	161.1	6.8	412.3	1.47	89.93
23.0-24.0	134.4	5.9	418.2	1.28	91.21
24.0-25.0	112.8	5.1	423.3	1.12	92.33
25.0-26.0	94.2	4.4	427.7	0.97	93.30
26.0-27.0	77.7	3.8	431.5	0.83	94.13
27.0-28.0	63.2	3.2	434.7	0.70	94.83
28.0-29.0	50.8	2.7	437.4	0.58	95.41
29.0-30.0	41.1	2.2	439.6	0.48	95.89
30.0-31.0	33.6	1.9	441.5	0.41	96.30
31.0-32.0	27.4	1.6	443.1	0.34	96.65
32.0-33.0	22.6	1.3	444.4	0.29	96.94
33.0-34.0	18.9	1.1	445.5	0.25	97.18
34.0-35.0	16.0	1.0	446.5	0.22	97.40
35.0-36.0	13.7	0.9	447.4	0.19	97.59

C Plane (°):0.0-360.0: 45.0
 Test Lab: Inventfine instrument
 Test Type: TYPE C
 Temperature: 26
 Operator: Jacky

Gamma Plane (°):0.0-180.0:1.0
 Test Device: GPM-1800B
 Distance: 8.508 m [K=1.0000]
 Humidity: 65
 Inspector:

S-72903-7W-WH

Zonal Lumen (Continue 1)

Gamma [°]	I _{mean} [cd]	Zonal Flux [lm]	Sum Zonal Flux [lm]	Rel Zonal Flux [%]	Sum Rel Zonal Flux [%]
36.0-37.0	11.7	0.8	448.2	0.17	97.76
37.0-38.0	9.9	0.7	448.8	0.14	97.90
38.0-39.0	8.5	0.6	449.4	0.13	98.03
39.0-40.0	7.4	0.5	449.9	0.11	98.14
40.0-41.0	6.7	0.5	450.4	0.10	98.24
41.0-42.0	6.1	0.4	450.8	0.10	98.34
42.0-43.0	5.5	0.4	451.2	0.09	98.43
43.0-44.0	5.0	0.4	451.6	0.08	98.51
44.0-45.0	4.5	0.3	452.0	0.08	98.59
45.0-46.0	4.1	0.3	452.3	0.07	98.66
46.0-47.0	3.6	0.3	452.6	0.06	98.72
47.0-48.0	3.2	0.3	452.8	0.06	98.78
48.0-49.0	2.7	0.2	453.1	0.05	98.83
49.0-50.0	2.3	0.2	453.3	0.04	98.87
50.0-51.0	2.0	0.2	453.4	0.04	98.90
51.0-52.0	1.6	0.1	453.6	0.03	98.93
52.0-53.0	1.3	0.1	453.7	0.02	98.96
53.0-54.0	0.9	0.1	453.7	0.02	98.97
54.0-55.0	0.5	0.0	453.8	0.01	98.98
55.0-56.0	0.2	0.0	453.8	0.00	98.99
56.0-57.0	0.0	0.0	453.8	0.00	98.99
57.0-58.0	0.0	0.0	453.8	0.00	98.99
58.0-59.0	0.0	0.0	453.8	0.00	98.99
59.0-60.0	0.0	0.0	453.8	0.00	98.99
60.0-61.0	0.0	0.0	453.8	0.00	98.99
61.0-62.0	0.0	0.0	453.8	0.00	98.99
62.0-63.0	0.0	0.0	453.8	0.00	98.99
63.0-64.0	0.0	0.0	453.8	0.00	98.99
64.0-65.0	0.0	0.0	453.8	0.00	98.99
65.0-66.0	0.0	0.0	453.8	0.00	98.99
66.0-67.0	0.0	0.0	453.8	0.00	98.99
67.0-68.0	0.0	0.0	453.8	0.00	98.99
68.0-69.0	0.0	0.0	453.8	0.00	98.99
69.0-70.0	0.0	0.0	453.8	0.00	98.99
70.0-71.0	0.0	0.0	453.8	0.00	98.99
71.0-72.0	0.0	0.0	453.8	0.00	98.99

C Plane (°):0.0-360.0: 45.0
 Test Lab: Inventfine instrument
 Test Type: TYPE C
 Temperature: 26
 Operator: Jacky

Gamma Plane (°):0.0-180.0:1.0
 Test Device: GPM-1800B
 Distance: 8.508 m [K=1.0000]
 Humidity: 65
 Inspector:

S-72903-7W-WH

Zonal Lumen (Continue 2)

Gamma [°]	I _{mean} [cd]	Zonal Flux [lm]	Sum Zonal Flux [lm]	Rel Zonal Flux [%]	Sum Rel Zonal Flux [%]
72.0-73.0	0.0	0.0	453.8	0.00	98.99
73.0-74.0	0.0	0.0	453.8	0.00	98.99
74.0-75.0	0.0	0.0	453.8	0.00	98.99
75.0-76.0	0.0	0.0	453.8	0.00	98.99
76.0-77.0	0.0	0.0	453.8	0.00	98.99
77.0-78.0	0.0	0.0	453.8	0.00	98.99
78.0-79.0	0.0	0.0	453.8	0.00	98.99
79.0-80.0	0.0	0.0	453.8	0.00	98.99
80.0-81.0	0.0	0.0	453.8	0.00	98.99
81.0-82.0	0.0	0.0	453.8	0.00	98.99
82.0-83.0	0.0	0.0	453.8	0.00	98.99
83.0-84.0	0.0	0.0	453.8	0.00	98.99
84.0-85.0	0.0	0.0	453.8	0.00	98.99
85.0-86.0	0.0	0.0	453.8	0.00	98.99
86.0-87.0	0.0	0.0	453.8	0.00	98.99
87.0-88.0	0.0	0.0	453.8	0.00	98.99
88.0-89.0	0.0	0.0	453.8	0.00	98.99
89.0-90.0	0.0	0.0	453.8	0.00	98.99
90.0-91.0	0.0	0.0	453.8	0.00	98.99
91.0-92.0	0.0	0.0	453.8	0.00	98.99
92.0-93.0	0.0	0.0	453.8	0.00	98.99
93.0-94.0	0.0	0.0	453.8	0.00	98.99
94.0-95.0	0.0	0.0	453.8	0.00	98.99
95.0-96.0	0.0	0.0	453.8	0.00	98.99
96.0-97.0	0.0	0.0	453.8	0.00	98.99
97.0-98.0	0.0	0.0	453.8	0.00	98.99
98.0-99.0	0.0	0.0	453.8	0.00	98.99
99.0-100.0	0.0	0.0	453.8	0.00	98.99
100.0-101.0	0.0	0.0	453.8	0.00	98.99
101.0-102.0	0.0	0.0	453.8	0.00	98.99
102.0-103.0	0.0	0.0	453.8	0.00	98.99
103.0-104.0	0.0	0.0	453.8	0.00	98.99
104.0-105.0	0.0	0.0	453.8	0.00	98.99
105.0-106.0	0.0	0.0	453.8	0.00	98.99
106.0-107.0	0.0	0.0	453.8	0.00	98.99
107.0-108.0	0.0	0.0	453.8	0.00	98.99

C Plane (°):0.0-360.0: 45.0
 Test Lab: Inventfine instrument
 Test Type: TYPE C
 Temperature: 26
 Operator: Jacky

Gamma Plane (°):0.0-180.0:1.0
 Test Device: GPM-1800B
 Distance: 8.508 m [K=1.0000]
 Humidity: 65
 Inspector:

S-72903-7W-WH

Zonal Lumen (Continue 3)

Gamma [°]	I _{mean} [cd]	Zonal Flux [lm]	Sum Zonal Flux [lm]	Rel Zonal Flux [%]	Sum Rel Zonal Flux [%]
108.0-109.0	0.0	0.0	453.8	0.00	98.99
109.0-110.0	0.0	0.0	453.8	0.00	98.99
110.0-111.0	0.0	0.0	453.8	0.00	98.99
111.0-112.0	0.0	0.0	453.8	0.00	98.99
112.0-113.0	0.0	0.0	453.8	0.00	98.99
113.0-114.0	0.0	0.0	453.8	0.00	98.99
114.0-115.0	0.0	0.0	453.8	0.00	98.99
115.0-116.0	0.0	0.0	453.8	0.00	98.99
116.0-117.0	0.0	0.0	453.8	0.00	98.99
117.0-118.0	0.0	0.0	453.8	0.00	98.99
118.0-119.0	0.0	0.0	453.8	0.00	98.99
119.0-120.0	0.0	0.0	453.8	0.00	98.99
120.0-121.0	0.0	0.0	453.8	0.00	98.99
121.0-122.0	0.0	0.0	453.8	0.00	98.99
122.0-123.0	0.0	0.0	453.8	0.00	98.99
123.0-124.0	0.0	0.0	453.8	0.00	98.99
124.0-125.0	0.0	0.0	453.8	0.00	98.99
125.0-126.0	0.0	0.0	453.8	0.00	98.99
126.0-127.0	0.0	0.0	453.8	0.00	98.99
127.0-128.0	0.0	0.0	453.8	0.00	98.99
128.0-129.0	0.0	0.0	453.8	0.00	98.99
129.0-130.0	0.0	0.0	453.8	0.00	98.99
130.0-131.0	0.0	0.0	453.8	0.00	98.99
131.0-132.0	0.0	0.0	453.8	0.00	98.99
132.0-133.0	0.0	0.0	453.8	0.00	98.99
133.0-134.0	0.0	0.0	453.8	0.00	98.99
134.0-135.0	0.1	0.0	453.8	0.00	98.99
135.0-136.0	0.4	0.0	453.9	0.01	99.00
136.0-137.0	0.7	0.1	453.9	0.01	99.01
137.0-138.0	0.8	0.1	454.0	0.01	99.02
138.0-139.0	1.0	0.1	454.0	0.02	99.04
139.0-140.0	1.2	0.1	454.1	0.02	99.06
140.0-141.0	1.4	0.1	454.2	0.02	99.08
141.0-142.0	1.6	0.1	454.3	0.02	99.10
142.0-143.0	1.7	0.1	454.4	0.03	99.13
143.0-144.0	1.9	0.1	454.6	0.03	99.15

C Plane (°):0.0-360.0: 45.0
 Test Lab: Inventfine instrument
 Test Type: TYPE C
 Temperature: 26
 Operator: Jacky

Gamma Plane (°):0.0-180.0:1.0
 Test Device: GPM-1800B
 Distance: 8.508 m [K=1.0000]
 Humidity: 65
 Inspector:

S-72903-7W-WH

Zonal Lumen (Continue 4)

Gamma [°]	I _{mean} [cd]	Zonal Flux [lm]	Sum Zonal Flux [lm]	Rel Zonal Flux [%]	Sum Rel Zonal Flux [%]
144.0-145.0	2.2	0.1	454.7	0.03	99.18
145.0-146.0	2.4	0.1	454.8	0.03	99.22
146.0-147.0	2.5	0.2	455.0	0.03	99.25
147.0-148.0	2.7	0.2	455.2	0.04	99.28
148.0-149.0	2.9	0.2	455.3	0.04	99.32
149.0-150.0	3.1	0.2	455.5	0.04	99.36
150.0-151.0	3.3	0.2	455.7	0.04	99.40
151.0-152.0	3.4	0.2	455.9	0.04	99.44
152.0-153.0	3.5	0.2	456.0	0.04	99.48
153.0-154.0	3.7	0.2	456.2	0.04	99.51
154.0-155.0	3.8	0.2	456.4	0.04	99.55
155.0-156.0	3.8	0.2	456.6	0.04	99.59
156.0-157.0	3.9	0.2	456.7	0.04	99.63
157.0-158.0	3.9	0.2	456.9	0.04	99.66
158.0-159.0	3.9	0.2	457.1	0.03	99.70
159.0-160.0	3.9	0.2	457.2	0.03	99.73
160.0-161.0	3.9	0.1	457.4	0.03	99.76
161.0-162.0	3.8	0.1	457.5	0.03	99.79
162.0-163.0	3.8	0.1	457.6	0.03	99.82
163.0-164.0	3.7	0.1	457.7	0.03	99.84
164.0-165.0	3.6	0.1	457.8	0.02	99.87
165.0-166.0	3.5	0.1	457.9	0.02	99.89
166.0-167.0	3.4	0.1	458.0	0.02	99.91
167.0-168.0	3.2	0.1	458.1	0.02	99.92
168.0-169.0	3.1	0.1	458.2	0.01	99.94
169.0-170.0	2.9	0.1	458.2	0.01	99.95
170.0-171.0	2.8	0.0	458.3	0.01	99.96
171.0-172.0	2.6	0.0	458.3	0.01	99.97
172.0-173.0	2.5	0.0	458.3	0.01	99.98
173.0-174.0	2.3	0.0	458.4	0.01	99.98
174.0-175.0	2.2	0.0	458.4	0.01	99.99
175.0-176.0	2.1	0.0	458.4	0.00	99.99
176.0-177.0	2.0	0.0	458.4	0.00	100.00
177.0-178.0	2.0	0.0	458.4	0.00	100.00
178.0-179.0	2.0	0.0	458.4	0.00	100.00
179.0-180.0	2.0	0.0	458.4	0.00	100.00

C Plane (°):0.0-360.0: 45.0
 Test Lab: Inventfine instrument
 Test Type: TYPE C
 Temperature: 26
 Operator: Jacky

Gamma Plane (°):0.0-180.0:1.0
 Test Device: GPM-1800B
 Distance: 8.508 m [K=1.0000]
 Humidity: 65
 Inspector:

S-72903-7W-WH

Zonal Lumen (Continue 5)

cone flux(90°): 451.97 lm

%lum = 98.6%

%lamp = 98.6%

cone flux(120°): 453.81 lm

%lum = 99.0%

%lamp = 99.0%

S-72903-7W-WH

Candlepower Table

Unit: cd

G\C	C0.0	C45.0	C90.0	C135.0	C180.0	C225.0	C270.0	C315.0	C360.0	
G0.0	2278.8	2278.8	2278.8	2278.8	2278.8	2278.8	2278.8	2278.8	2278.8	
G1.0	2236.4	2238.9	2247.5	2261.6	2300.2	2296.8	2292.6	2279.7	2236.4	
G2.0	2173.0	2186.6	2194.9	2223.8	2302.1	2292.5	2283.5	2257.2	2173.0	
G3.0	2099.0	2117.8	2130.7	2169.6	2282.5	2268.9	2254.9	2218.6	2099.0	
G4.0	2017.2	2039.0	2055.6	2102.2	2246.7	2226.8	2207.4	2163.8	2017.2	
G5.0	1925.2	1941.2	1960.7	2012.9	2188.5	2170.0	2140.7	2085.1	1925.2	
G6.0	1810.1	1843.0	1863.7	1920.4	2113.5	2095.1	2067.4	2003.3	1810.1	
G7.0	1695.2	1733.1	1755.5	1816.9	2035.3	2016.7	1981.7	1905.0	1695.2	
G8.0	1558.2	1599.7	1624.1	1694.8	1946.6	1916.9	1875.1	1789.0	1558.2	
G9.0	1428.3	1468.3	1494.3	1576.4	1835.3	1813.2	1764.7	1672.2	1428.3	
G10.0	1290.1	1331.5	1361.5	1448.4	1724.7	1698.8	1643.9	1545.3	1290.1	
G11.0	1134.1	1172.4	1222.9	1303.6	1600.2	1561.1	1502.5	1399.4	1134.1	
G12.0	989.6	1024.7	1064.3	1165.2	1458.8	1428.0	1370.5	1262.6	989.6	
G13.0	838.5	870.7	911.4	1005.7	1323.2	1290.6	1233.9	1120.8	838.5	
G14.0	691.3	702.6	761.2	855.3	1182.5	1133.8	1079.5	960.4	691.3	
G15.0	542.5	564.1	604.2	707.9	1021.9	989.7	937.2	814.6	542.5	
G16.0	427.4	443.2	478.5	574.8	871.7	832.2	797.9	675.1	427.4	
G17.0	333.5	344.2	371.9	446.9	729.3	697.5	650.6	537.7	333.5	
G18.0	253.7	257.8	277.8	353.8	587.9	579.0	534.4	432.9	253.7	
G19.0	197.9	199.4	213.3	280.1	477.9	467.4	432.8	344.4	197.9	
G20.0	157.4	157.4	168.2	218.0	390.5	386.8	345.2	270.4	157.4	
G21.0	127.2	126.7	134.9	176.3	314.4	321.2	281.8	214.7	127.2	
G22.0	106.5	106.6	113.2	146.5	260.8	268.7	231.5	174.1	106.5	
G23.0	90.8	89.8	96.1	121.7	218.2	221.8	191.0	139.9	90.8	
G24.0	75.7	77.9	80.2	103.6	184.0	186.8	156.0	116.7	75.7	
G25.0	64.6	65.5	67.2	86.1	153.4	158.0	129.9	99.0	64.6	
G26.0	53.5	55.2	56.6	71.2	129.0	128.6	107.6	80.9	53.5	
G27.0	43.9	45.7	46.5	58.0	107.4	104.4	87.8	67.1	43.9	
G28.0	35.8	37.6	37.2	46.7	87.7	82.8	67.8	54.4	35.8	
G29.0	30.2	31.7	31.4	38.4	68.0	64.0	54.2	44.5	30.2	
G30.0	25.4	26.1	26.7	32.0	54.4	51.0	44.1	36.2	25.4	
G31.0	21.1	21.9	22.4	26.2	43.8	40.5	35.7	30.0	21.1	
G32.0	18.0	18.3	19.0	21.8	35.0	31.9	28.3	24.9	18.0	
G33.0	15.5	15.9	16.2	18.0	28.4	26.0	23.1	20.9	15.5	
G34.0	13.2	13.8	13.8	15.4	23.2	21.6	19.5	17.7	13.2	
G35.0	11.6	11.7	11.9	13.2	19.5	18.2	16.5	15.1	11.6	
G36.0	10.2	10.2	10.3	11.2	16.7	15.0	14.0	13.1	10.2	

C Plane (°):0.0-360.0: 45.0
 Test Lab: Inventfine instrument
 Test Type: TYPE C
 Temperature: 26
 Operator: Jacky

Gamma Plane (°):0.0-180.0:1.0
 Test Device: GPM-1800B
 Distance: 8.508 m [K=1.0000]
 Humidity: 65
 Inspector:

S-72903-7W-WH

Candlepower Table (Continue 1)

Unit: cd

G\C	C0.0	C45.0	C90.0	C135.0	C180.0	C225.0	C270.0	C315.0	C360.0
G37.0	8.7	8.9	8.7	9.6	14.0	12.7	12.1	11.1	8.7
G38.0	7.7	7.6	7.5	8.1	11.8	10.6	10.2	9.6	7.7
G39.0	7.1	6.8	6.8	7.1	9.7	8.7	8.5	8.3	7.1
G40.0	6.5	6.5	6.1	6.4	8.0	7.4	7.5	7.4	6.5
G41.0	5.9	6.1	5.6	5.9	7.1	6.6	6.8	6.7	5.9
G42.0	5.4	5.4	5.2	5.4	6.4	5.9	6.2	6.2	5.4
G43.0	4.9	4.9	4.8	4.9	5.9	5.4	5.7	5.6	4.9
G44.0	4.4	4.3	4.3	4.4	5.4	4.9	5.2	5.1	4.4
G45.0	3.9	3.7	3.9	4.1	4.9	4.4	4.8	4.6	3.9
G46.0	3.5	3.3	3.5	3.6	4.5	4.0	4.3	4.2	3.5
G47.0	3.0	2.9	3.0	3.2	4.0	3.4	3.9	3.6	3.0
G48.0	2.6	2.5	2.6	2.8	3.6	2.9	3.3	3.2	2.6
G49.0	2.2	2.2	2.2	2.4	3.0	2.5	3.0	2.7	2.2
G50.0	1.8	1.8	1.8	2.0	2.7	2.2	2.6	2.3	1.8
G51.0	1.3	1.5	1.4	1.6	2.2	2.0	2.1	1.9	1.3
G52.0	1.0	1.2	1.1	1.3	1.8	1.7	1.7	1.6	1.0
G53.0	0.7	0.9	0.8	0.9	1.4	1.5	1.4	1.2	0.7
G54.0	0.0	0.6	0.0	0.6	1.1	1.2	1.0	0.9	0.0
G55.0	0.0	0.0	0.0	0.0	0.7	0.8	0.7	0.6	0.0
G56.0	0.0	0.0	0.0	0.0	0.0	0.6	0.0	0.0	0.0
G57.0	0.0	0.0	0.0	0.0	0.0	0.0	0.0	0.0	0.0
G58.0	0.0	0.0	0.0	0.0	0.0	0.0	0.0	0.0	0.0
G59.0	0.0	0.0	0.0	0.0	0.0	0.0	0.0	0.0	0.0
G60.0	0.0	0.0	0.0	0.0	0.0	0.0	0.0	0.0	0.0
G61.0	0.0	0.0	0.0	0.0	0.0	0.0	0.0	0.0	0.0
G62.0	0.0	0.0	0.0	0.0	0.0	0.0	0.0	0.0	0.0
G63.0	0.0	0.0	0.0	0.0	0.0	0.0	0.0	0.0	0.0
G64.0	0.0	0.0	0.0	0.0	0.0	0.0	0.0	0.0	0.0
G65.0	0.0	0.0	0.0	0.0	0.0	0.0	0.0	0.0	0.0
G66.0	0.0	0.0	0.0	0.0	0.0	0.0	0.0	0.0	0.0
G67.0	0.0	0.0	0.0	0.0	0.0	0.0	0.0	0.0	0.0
G68.0	0.0	0.0	0.0	0.0	0.0	0.0	0.0	0.0	0.0
G69.0	0.0	0.0	0.0	0.0	0.0	0.0	0.0	0.0	0.0
G70.0	0.0	0.0	0.0	0.0	0.0	0.0	0.0	0.0	0.0
G71.0	0.0	0.0	0.0	0.0	0.0	0.0	0.0	0.0	0.0
G72.0	0.0	0.0	0.0	0.0	0.0	0.0	0.0	0.0	0.0
G73.0	0.0	0.0	0.0	0.0	0.0	0.0	0.0	0.0	0.0

C Plane (°):0.0-360.0: 45.0
 Test Lab: Inventfine instrument
 Test Type: TYPE C
 Temperature: 26
 Operator: Jacky

Gamma Plane (°):0.0-180.0:1.0
 Test Device: GPM-1800B
 Distance: 8.508 m [K=1.0000]
 Humidity: 65
 Inspector:

S-72903-7W-WH

Candlepower Table (Continue 2)

Unit: cd

G\C	C0.0	C45.0	C90.0	C135.0	C180.0	C225.0	C270.0	C315.0	C360.0
G74.0	0.0	0.0	0.0	0.0	0.0	0.0	0.0	0.0	0.0
G75.0	0.0	0.0	0.0	0.0	0.0	0.0	0.0	0.0	0.0
G76.0	0.0	0.0	0.0	0.0	0.0	0.0	0.0	0.0	0.0
G77.0	0.0	0.0	0.0	0.0	0.0	0.0	0.0	0.0	0.0
G78.0	0.0	0.0	0.0	0.0	0.0	0.0	0.0	0.0	0.0
G79.0	0.0	0.0	0.0	0.0	0.0	0.0	0.0	0.0	0.0
G80.0	0.0	0.0	0.0	0.0	0.0	0.0	0.0	0.0	0.0
G81.0	0.0	0.0	0.0	0.0	0.0	0.0	0.0	0.0	0.0
G82.0	0.0	0.0	0.0	0.0	0.0	0.0	0.0	0.0	0.0
G83.0	0.0	0.0	0.0	0.0	0.0	0.0	0.0	0.0	0.0
G84.0	0.0	0.0	0.0	0.0	0.0	0.0	0.0	0.0	0.0
G85.0	0.0	0.0	0.0	0.0	0.0	0.0	0.0	0.0	0.0
G86.0	0.0	0.0	0.0	0.0	0.0	0.0	0.0	0.0	0.0
G87.0	0.0	0.0	0.0	0.0	0.0	0.0	0.0	0.0	0.0
G88.0	0.0	0.0	0.0	0.0	0.0	0.0	0.0	0.0	0.0
G89.0	0.0	0.0	0.0	0.0	0.0	0.0	0.0	0.0	0.0
G90.0	0.0	0.0	0.0	0.0	0.0	0.0	0.0	0.0	0.0
G91.0	0.0	0.0	0.0	0.0	0.0	0.0	0.0	0.0	0.0
G92.0	0.0	0.0	0.0	0.0	0.0	0.0	0.0	0.0	0.0
G93.0	0.0	0.0	0.0	0.0	0.0	0.0	0.0	0.0	0.0
G94.0	0.0	0.0	0.0	0.0	0.0	0.0	0.0	0.0	0.0
G95.0	0.0	0.0	0.0	0.0	0.0	0.0	0.0	0.0	0.0
G96.0	0.0	0.0	0.0	0.0	0.0	0.0	0.0	0.0	0.0
G97.0	0.0	0.0	0.0	0.0	0.0	0.0	0.0	0.0	0.0
G98.0	0.0	0.0	0.0	0.0	0.0	0.0	0.0	0.0	0.0
G99.0	0.0	0.0	0.0	0.0	0.0	0.0	0.0	0.0	0.0
G100.0	0.0	0.0	0.0	0.0	0.0	0.0	0.0	0.0	0.0
G101.0	0.0	0.0	0.0	0.0	0.0	0.0	0.0	0.0	0.0
G102.0	0.0	0.0	0.0	0.0	0.0	0.0	0.0	0.0	0.0
G103.0	0.0	0.0	0.0	0.0	0.0	0.0	0.0	0.0	0.0
G104.0	0.0	0.0	0.0	0.0	0.0	0.0	0.0	0.0	0.0
G105.0	0.0	0.0	0.0	0.0	0.0	0.0	0.0	0.0	0.0
G106.0	0.0	0.0	0.0	0.0	0.0	0.0	0.0	0.0	0.0
G107.0	0.0	0.0	0.0	0.0	0.0	0.0	0.0	0.0	0.0
G108.0	0.0	0.0	0.0	0.0	0.0	0.0	0.0	0.0	0.0
G109.0	0.0	0.0	0.0	0.0	0.0	0.0	0.0	0.0	0.0
G110.0	0.0	0.0	0.0	0.0	0.0	0.0	0.0	0.0	0.0

C Plane (°):0.0-360.0: 45.0
 Test Lab: Inventfine instrument
 Test Type: TYPE C
 Temperature: 26
 Operator: Jacky

Gamma Plane (°):0.0-180.0:1.0
 Test Device: GPM-1800B
 Distance: 8.508 m [K=1.0000]
 Humidity: 65
 Inspector:

S-72903-7W-WH

Candlepower Table (Continue 3)

Unit: cd

G\C	C0.0	C45.0	C90.0	C135.0	C180.0	C225.0	C270.0	C315.0	C360.0
G111.0	0.0	0.0	0.0	0.0	0.0	0.0	0.0	0.0	0.0
G112.0	0.0	0.0	0.0	0.0	0.0	0.0	0.0	0.0	0.0
G113.0	0.0	0.0	0.0	0.0	0.0	0.0	0.0	0.0	0.0
G114.0	0.0	0.0	0.0	0.0	0.0	0.0	0.0	0.0	0.0
G115.0	0.0	0.0	0.0	0.0	0.0	0.0	0.0	0.0	0.0
G116.0	0.0	0.0	0.0	0.0	0.0	0.0	0.0	0.0	0.0
G117.0	0.0	0.0	0.0	0.0	0.0	0.0	0.0	0.0	0.0
G118.0	0.0	0.0	0.0	0.0	0.0	0.0	0.0	0.0	0.0
G119.0	0.0	0.0	0.0	0.0	0.0	0.0	0.0	0.0	0.0
G120.0	0.0	0.0	0.0	0.0	0.0	0.0	0.0	0.0	0.0
G121.0	0.0	0.0	0.0	0.0	0.0	0.0	0.0	0.0	0.0
G122.0	0.0	0.0	0.0	0.0	0.0	0.0	0.0	0.0	0.0
G123.0	0.0	0.0	0.0	0.0	0.0	0.0	0.0	0.0	0.0
G124.0	0.0	0.0	0.0	0.0	0.0	0.0	0.0	0.0	0.0
G125.0	0.0	0.0	0.0	0.0	0.0	0.0	0.0	0.0	0.0
G126.0	0.0	0.0	0.0	0.0	0.0	0.0	0.0	0.0	0.0
G127.0	0.0	0.0	0.0	0.0	0.0	0.0	0.0	0.0	0.0
G128.0	0.0	0.0	0.0	0.0	0.0	0.0	0.0	0.0	0.0
G129.0	0.0	0.0	0.0	0.0	0.0	0.0	0.0	0.0	0.0
G130.0	0.0	0.0	0.0	0.0	0.0	0.0	0.0	0.0	0.0
G131.0	0.0	0.0	0.0	0.0	0.0	0.0	0.0	0.0	0.0
G132.0	0.0	0.0	0.0	0.0	0.0	0.0	0.0	0.0	0.0
G133.0	0.0	0.0	0.0	0.0	0.0	0.0	0.0	0.0	0.0
G134.0	0.0	0.0	0.0	0.0	0.0	0.0	0.0	0.0	0.0
G135.0	0.5	0.6	0.5	0.0	0.0	0.0	0.0	0.0	0.5
G136.0	0.7	0.8	0.7	0.6	0.0	0.6	0.5	0.7	0.7
G137.0	0.9	1.0	0.8	0.7	0.5	0.8	0.7	0.8	0.9
G138.0	1.1	1.1	1.0	0.9	0.6	0.9	0.8	0.9	1.1
G139.0	1.3	1.3	1.2	1.1	0.8	1.0	0.9	1.1	1.3
G140.0	1.5	1.5	1.5	1.3	0.9	1.1	1.1	1.2	1.5
G141.0	1.8	1.8	1.7	1.5	1.1	1.2	1.3	1.4	1.8
G142.0	2.0	2.0	2.0	1.7	1.2	1.4	1.4	1.5	2.0
G143.0	2.2	2.3	2.2	2.0	1.3	1.5	1.5	1.7	2.2
G144.0	2.5	2.5	2.5	2.3	1.4	1.7	1.7	1.8	2.5
G145.0	2.8	2.8	2.8	2.6	1.6	1.8	1.9	1.9	2.8
G146.0	3.0	3.1	3.1	2.8	1.7	1.9	2.0	2.1	3.0
G147.0	3.3	3.3	3.3	3.1	1.9	2.0	2.0	2.2	3.3

C Plane (°):0.0-360.0: 45.0
 Test Lab: Inventfine instrument
 Test Type: TYPE C
 Temperature: 26
 Operator: Jacky

Gamma Plane (°):0.0-180.0:1.0
 Test Device: GPM-1800B
 Distance: 8.508 m [K=1.0000]
 Humidity: 65
 Inspector:

S-72903-7W-WH

Candlepower Table (Continue 4)

Unit: cd

G\C	C0.0	C45.0	C90.0	C135.0	C180.0	C225.0	C270.0	C315.0	C360.0	
G148.0	3.5	3.6	3.6	3.4	2.0	2.2	2.2	2.3	3.5	
G149.0	3.8	3.9	3.8	3.7	2.1	2.3	2.4	2.4	3.8	
G150.0	4.0	4.1	4.0	3.9	2.2	2.4	2.4	2.6	4.0	
G151.0	4.2	4.3	4.3	4.1	2.3	2.5	2.5	2.6	4.2	
G152.0	4.3	4.5	4.4	4.4	2.3	2.6	2.6	2.7	4.3	
G153.0	4.5	4.6	4.6	4.6	2.5	2.7	2.7	2.8	4.5	
G154.0	4.6	4.7	4.8	4.7	2.6	2.7	2.7	2.9	4.6	
G155.0	4.6	4.9	4.9	4.9	2.6	2.8	2.8	2.9	4.6	
G156.0	4.7	4.9	5.0	5.0	2.6	2.9	2.8	2.9	4.7	
G157.0	4.7	4.9	5.0	5.0	2.7	2.9	3.0	2.9	4.7	
G158.0	4.7	4.9	5.0	5.1	2.7	2.9	3.0	2.9	4.7	
G159.0	4.7	4.9	5.0	5.1	2.7	2.9	3.0	3.0	4.7	
G160.0	4.6	4.9	5.0	5.1	2.8	3.0	3.0	3.0	4.6	
G161.0	4.5	4.8	5.0	5.1	2.8	3.0	3.0	3.0	4.5	
G162.0	4.4	4.7	4.9	5.0	2.7	2.9	3.0	2.9	4.4	
G163.0	4.3	4.5	4.7	4.9	2.7	2.9	3.0	2.9	4.3	
G164.0	4.1	4.4	4.6	4.7	2.7	2.9	2.9	2.9	4.1	
G165.0	4.0	4.1	4.4	4.6	2.7	2.9	2.9	2.8	4.0	
G166.0	3.7	4.0	4.2	4.4	2.6	2.9	2.8	2.8	3.7	
G167.0	3.6	3.7	4.0	4.2	2.5	2.8	2.8	2.7	3.6	
G168.0	3.3	3.6	3.8	4.0	2.4	2.7	2.7	2.6	3.3	
G169.0	3.2	3.3	3.6	3.8	2.4	2.6	2.6	2.5	3.2	
G170.0	3.0	3.0	3.3	3.6	2.3	2.5	2.5	2.4	3.0	
G171.0	2.8	2.8	3.1	3.3	2.2	2.5	2.5	2.3	2.8	
G172.0	2.6	2.6	2.9	3.1	2.2	2.4	2.4	2.3	2.6	
G173.0	2.4	2.5	2.7	2.9	2.1	2.3	2.2	2.2	2.4	
G174.0	2.2	2.3	2.5	2.7	2.1	2.2	2.1	2.1	2.2	
G175.0	2.1	2.2	2.4	2.6	2.0	2.1	2.1	2.0	2.1	
G176.0	2.0	2.0	2.2	2.4	1.9	2.0	2.1	2.0	2.0	
G177.0	2.0	2.0	2.1	2.2	1.8	2.0	2.0	1.9	2.0	
G178.0	1.9	1.9	2.1	2.2	1.8	1.9	1.9	1.9	1.9	
G179.0	1.9	2.0	2.0	2.0	1.8	2.0	1.9	2.0	1.9	
G180.0	2.0	2.0	2.0	2.0	1.8	1.9	2.0	1.9	2.0	

C Plane (°):0.0-360.0: 45.0
 Test Lab: Inventfine instrument
 Test Type: TYPE C
 Temperature: 26
 Operator: Jacky

Gamma Plane (°):0.0-180.0:1.0
 Test Device: GPM-1800B
 Distance: 8.508 m [K=1.0000]
 Humidity: 65
 Inspector:

S-72903-7W-WH

LED Average Luminance Report

Avg.L	cd/m ²
L 0-180(65) av	-1.#J
L 0-180(75) av	-1.#J
L 0-180(85) av	-1.#J
L 90-270(65) av	-1.#J
L 90-270(75) av	-1.#J
L 90-270(85) av	-1.#J
L 45(65) av	-1.#J
L 45(75) av	-1.#J
L 45(85) av	-1.#J

Standard: GB/T 29293-2012

C Plane (°):0.0-360.0: 45.0
 Test Lab: Inventfine instrument
 Test Type: TYPE C
 Temperature: 26
 Operator: Jacky

Gamma Plane (°):0.0-180.0:1.0
 Test Device: GPM-1800B
 Distance: 8.508 m [K=1.0000]
 Humidity: 65
 Inspector: