

ADAPTA

CONFIGURACIÓN CON 2 GIROS CON 11 PELDAÑOS



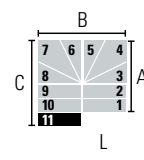
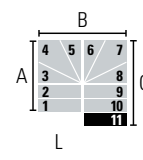
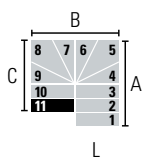
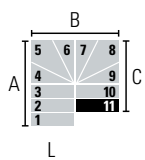
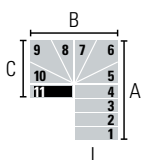
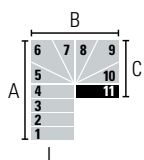
LEYENDA:

- Peldaños con huella regulable
- Peldaño de llegada a la planta superior

Con las siguientes configuraciones, es posible determinar la dirección de ascenso, entrada y salida de la escalera en función del número de peldaños.

Las medidas indican la huella de la escalera en el suelo.

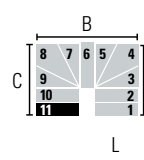
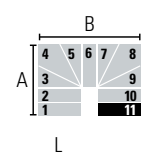
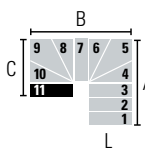
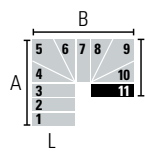
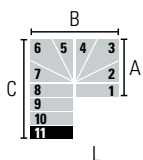
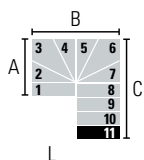
11 PELDAÑOS (12 ALTURA ENTRE PELDANOS) • Altura entre los pisos: Min. 210 cm - Max. 264 cm (Max. 294 cm con accesorio "separador adicional")



L (cm)	A (cm)		B (cm)		C (cm)	
	Min	Max	Min	Max	Min	Max
74	170	180	150	156	99	103
84	180	190	170	176	109	113
94	190	200	190	196	119	123

L (cm)	A (cm)		B (cm)		C (cm)	
	Min	Max	Min	Max	Min	Max
74	147	155	150	156	122	128
84	157	165	170	176	132	138
94	167	175	190	196	142	148

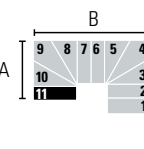
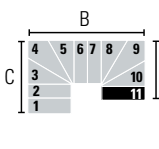
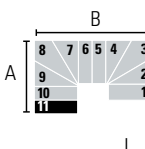
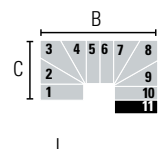
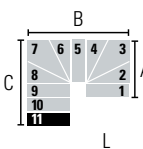
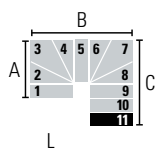
L (cm)	A (cm)		B (cm)		C (cm)	
	Min	Max	Min	Max	Min	Max
74	124	130	150	156	145	153
84	134	140	170	176	155	163
94	144	150	190	196	165	173



L (cm)	A (cm)		B (cm)		C (cm)	
	Min	Max	Min	Max	Min	Max
74	101	105	150	156	168	178
84	111	115	170	176	178	188
94	121	125	190	196	188	198

L (cm)	A (cm)		B (cm)		C (cm)	
	Min	Max	Min	Max	Min	Max
74	147	155	173	181	99	103
84	157	165	193	201	109	113
94	167	175	213	211	119	123

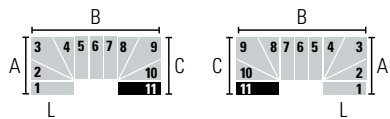
L (cm)	A (cm)		B (cm)		C (cm)	
	Min	Max	Min	Max	Min	Max
74	124	130	173	181	122	128
84	134	140	193	201	132	138
94	144	150	213	221	142	148



L (cm)	A (cm)		B (cm)		C (cm)	
	Min	Max	Min	Max	Min	Max
74	101	105	173	181	145	153
84	111	115	193	201	155	163
94	121	125	213	221	165	173

L (cm)	A (cm)		B (cm)		C (cm)	
	Min	Max	Min	Max	Min	Max
74	124	130	196	206	99	103
84	134	140	216	226	109	113
94	144	150	236	246	119	123

L (cm)	A (cm)		B (cm)		C (cm)	
	Min	Max	Min	Max	Min	Max
74	101	105	196	206	122	128
84	111	115	216	226	132	138
94	121	125	236	246	142	148



L (cm)	A (cm)		B (cm)		C (cm)	
	Min	Max	Min	Max	Min	Max
74	101	105	219	231	99	103
84	111	115	239	251	109	113
94	121	125	259	271	119	123